

ಕರ್ನಾಟಕ ವಿಧಾನ ಪರಿಷತ್ತು

ಚುಕ್ಕೆ ಗುರುತಿಲ್ಲದ ಪ್ರಶ್ನೆ ಸಂಖ್ಯೆ : 1530 (1804)
 ಸದಸ್ಯರ ಹೆಸರು : ಶ್ರೀ ಅರವಿಂದ ಕುಮಾರ ಅರಳಿ
 (ವಿಧಾನಸಭೆಯಿಂದ ಚುನಾಯಿತರಾದವರು)
 ಉತ್ತರಿಸಬೇಕಾದ ದಿನಾಂಕ : 15-03-2022
 ಉತ್ತರಿಸುವ ಸಚಿವರು : ನಗರಾಭಿವೃದ್ಧಿ ಸಚಿವರು

ಕ್ರ. ಸಂ	ಪ್ರಶ್ನೆ	ಉತ್ತರ
ಅ)	ಬೀದರ್ ಮತ್ತು ಯಾದಗಿರಿ ಜಿಲ್ಲೆಗಳಲ್ಲಿ ಕಳೆದ 3 ವರ್ಷಗಳಲ್ಲಿ ಯಾವ ಯಾವ ಯೋಜನೆಗಳಿಗೆ ಎಷ್ಟೆಷ್ಟು ಅನುದಾನಗಳನ್ನು ಖರ್ಚು ಮಾಡಲಾಗಿದೆ; (ಸಂಪೂರ್ಣ ತಾಲ್ಲೂಕುವಾರು ವಿವರ ನೀಡುವುದು)	<p>ಬೀದರ್ ಮತ್ತು ಯಾದಗಿರಿ ಜಿಲ್ಲೆಯ ನಗರ ಸ್ಥಳೀಯ ಸಂಸ್ಥೆಗಳಿಗೆ ಕಳೆದ 3 ವರ್ಷಗಳಲ್ಲಿ ಬಿಡುಗಡೆಗೊಳಿಸಿದ ಅನುದಾನ ಮತ್ತು ವೆಚ್ಚವಾದ ವಿವರಗಳು</p> <p>1). ನಗರೋತ್ಥಾನ (ಮುನಿಸಿಪಾಲಿಟಿ)-3ನೇ ಹಂತದ ಯೋಜನೆ: ವಿವರಗಳನ್ನು ಅನುಬಂಧ-01 ರಲ್ಲಿ ನೀಡಿದೆ.</p> <p>2). 14/15ನೇ ಹಣಕಾಸು ಆಯೋಗದ ಅನುದಾನ: (2018-19, 2019-20, 2020-21) ವಿವರಗಳನ್ನು ಅನುಬಂಧ-02 ರಲ್ಲಿ ನೀಡಿದೆ.</p> <p>3). ಕೇಂದ್ರ ಪುರಸ್ಕೃತ ಅಮೃತ್ (2015-16 ರಿಂದ 2022-23) ಅಮೃತ್ ಯೋಜನೆಯಡಿ ಬೀದರ್ ನಗರಸಭೆಗೆ ಯೋಜನಾ ಅವಧಿಯಲ್ಲಿ ಅನುಮೋದನೆಯಾದ ಅನುದಾನದ ಅನುಪಾತ ಕೇಂದ್ರ-50%, ರಾಜ್ಯ-20%, ನ.ಸ್ಥ.ಸಂ-30% ರಂತೆ ಒಟ್ಟು ಅನುದಾನ ರೂ.176.99 ಕೋಟಿಗಳು ಹಂಚಿಕೆಯಾಗಿದ್ದು, ಕೇಂದ್ರ ಮತ್ತು ರಾಜ್ಯ ಸರ್ಕಾರಗಳ ಅನುದಾನ ರೂ.111.92 ಕೋಟಿಗಳನ್ನು ಈತನಕ ಬಿಡುಗಡೆಗೊಳಿಸಲಾಗಿದೆ. ನಗರ ಸ್ಥಳೀಯ ಸಂಸ್ಥೆಯ ವಂತಿಕೆಯಾಗಿ ಬೀದರ್ ನಗರಸಭೆಯು ರೂ.35.86 ಕೋಟಿಗಳನ್ನು ಯೋಜನೆಯಡಿ ಅನುಮೋದನೆಯಾದ ಕಾಮಗಾರಿಗಳ ಅನುಷ್ಠಾನಕ್ಕೆ ಒದಗಿದೆ. ಫೆಬ್ರವರಿ 2022ರ ಅಂತ್ಯದ ವರೆಗೆ ರೂ.148.02 ಕೋಟಿಗಳು ಯೋಜನೆಯಡಿ ವೆಚ್ಚವಾಗಿದೆ.</p> <p>4). ಎಸ್.ಎಫ್.ಸಿ ಯೋಜನೆ: ಎಸ್.ಎಫ್.ಸಿ ಮುಕ್ತನಿಧಿ, ಎಸ್.ಎಫ್.ಸಿ ಕುಡಿಯುವ ನೀರಿನ ಯೋಜನೆ, ಎಸ್.ಎಫ್.ಸಿ ವಿಶೇಷ ಅನುದಾನದಡಿ ವಿವರವನ್ನು ಅನುಬಂಧ-03ರಲ್ಲಿ ನೀಡಿದೆ.</p> <p>5) ಸ್ವಚ್ಛ ಭಾರತ ಯೋಜನೆಯಡಿ ಸದರಿ ಜಿಲ್ಲೆಗಳಲ್ಲಿ ವೆಚ್ಚಮಾಡಲಾದ ವಿವರಗಳನ್ನು ಅನುಬಂಧ -04 ನೀಡಿದೆ.</p> <p>6) ಎನ್.ಕೆ.ಯು.ಎಸ್.ಐ.ಪಿ. ಯೋಜನೆ: ಏಷ್ಯಿಯನ್ ಅಭಿವೃದ್ಧಿ ಬ್ಯಾಂಕ್ ನೆರವಿನ ಉತ್ತರ ಕರ್ನಾಟಕ ನಗರ ವಲಯ ಬಂಡವಾಳ ಹೂಡಿಕಾ ಕಾರ್ಯಕ್ರಮ (ಎನ್‌ಕೆ‌ಯು‌ಎಸ್‌ಐ‌ಪಿ) ದಡಿ ಬೀದರ್ ಮತ್ತು ಯಾದಗಿರಿ ಜಿಲ್ಲೆಗಳ ಬೀದರ್, ಬಸವಕಲ್ಯಾಣ ಮತ್ತು ಯಾದಗಿರಿ ನಗರಗಳಲ್ಲಿ ಕಳೆದ 3 ವರ್ಷಗಳಲ್ಲಿ ಮುಂದುವರೆದ ಕಾಮಗಾರಿಗಳಿಗೆ ಖರ್ಚು ಮಾಡಿದ</p>

ವಿವರಗಳನ್ನು ಅನುಬಂಧ-05 ರಲ್ಲಿ ನೀಡಿದೆ.

ಆ) ಈ ಜಿಲ್ಲೆಗಳಲ್ಲಿ ಸರ್ಕಾರ ಅಮೃತ್ ಯೋಜನೆಗಾಗಿ ಮೀಸಲಿರಿಸಿದ ಅನುದಾನವೆಷ್ಟು; ಅಮೃತ್ ನಗರಗಳ ಮಾರ್ಗಸೂಚಿಯನ್ನು ರಚಿಸಲಾಗಿದೆಯೇ; (ಮಾಹಿತಿ ಒದಗಿಸುವುದು)

ಬೀದರ್ ಜಿಲ್ಲೆಯ 1 ಲಕ್ಷಕ್ಕಿಂತ ಹೆಚ್ಚಿನ ಸಂಖ್ಯೆ ಇರುವ ಬೀದರ್ ನಗರಸಭೆ ಅಮೃತ್ ಯೋಜನೆಯಡಿಯಲ್ಲಿ ಆಯ್ಕೆಯಾಗಿದೆ. ಅನುಮೋದನೆಯಾದ ಅನುದಾನದ ಅನುಪಾತ ಕೇಂದ್ರ-50%, ರಾಜ್ಯ-20%, ನ.ಸ್ಥ.ಸಂ-30% ರಂತೆ ಬೀದರ್ ನಗರಸಭೆಗೆ ಒಟ್ಟು ಅನುದಾನ ರೂ. 176.99 ಕೋಟಿಗಳನ್ನು ಮೀಸಲಿರಿಸಲಾಗಿದೆ.

ವಿವರಗಳು ಈ ಕೆಳಗಿನಂತಿವೆ: (ರೂ. ಕೋಟಿಗಳಲ್ಲಿ)

ಕ್ರ.ಸಂ	ವಿವರ	ಅನುದಾನ
1	ಕೇಂದ್ರದ ಪಾಲು : 50%	88.495
2	ರಾಜ್ಯದ ಪಾಲು : 20%	35.398
3	ನ.ಸ್ಥ.ಸಂ ಪಾಲು : 30%	53.094
ಒಟ್ಟು:		176.99

ಯಾದಗಿರಿ ಜಿಲ್ಲೆಯ ಯಾವುದೇ ನಗರ ಸ್ಥಳೀಯ ಸಂಸ್ಥೆಗಳು ಅಮೃತ್ ಯೋಜನೆಯಡಿ ಆಯ್ಕೆಯಾಗಿರುವುದಿಲ್ಲ.

ಕೇಂದ್ರ ಪುರಸ್ಕೃತ ಅಮೃತ್ ಯೋಜನೆಯನ್ನು ಅನುಷ್ಠಾನಿಸಲು ಕೇಂದ್ರ ಸರ್ಕಾರದಿಂದ 2015-16ನೇ ಸಾಲಿನಲ್ಲಿ ಮಾರ್ಗಸೂಚಿಯನ್ನು ರೂಪಿಸಲಾಗಿರುತ್ತದೆ. ಮಾರ್ಗಸೂಚಿಯ ಪ್ರತಿಯನ್ನು ನೀಡಿದೆ.

ಇ) ಅಮೃತ್ ಯೋಜನೆಯ ವ್ಯಾಪ್ತಿ ಮತ್ತು ಘಟಕ ಸಂಖ್ಯೆ ಎಷ್ಟು ಈ ಯೋಜನೆಯಲ್ಲಿನ ಕಾಮಗಾರಿ ಯಾವ ಹಂತದಲ್ಲಿದೆ; (ಜಿಲ್ಲಾವಾರು ಮಾಹಿತಿ ಒದಗಿಸುವುದು)

ಅಮೃತ್ ನಗರಗಳ ವ್ಯಾಪ್ತಿ ಈ ಕೆಳಕಂಡಂತೆ ಇವೆ.

1. Cantonment board ಒಳಗೊಂಡಂತೆ ಒಂದು ಲಕ್ಷಕ್ಕಿಂತ ಹೆಚ್ಚಿನ ಜನಸಂಖ್ಯೆ ಇರುವ ಎಲ್ಲಾ ನಗರ ಮತ್ತು ಪಟ್ಟಣಗಳು.
2. ಎಲ್ಲಾ ರಾಜ್ಯದ ರಾಜಧಾನಿ ನಗರಗಳು/ ಪಟ್ಟಣಗಳು/ ಕೇಂದ್ರಾಡಳಿತ ಪ್ರದೇಶಗಳು (ಕ್ರ.ಸಂ (1) ರ ವ್ಯಾಪ್ತಿಯಲ್ಲಿ ಇಲ್ಲದ ನಗರಗಳು)
3. ಕೇಂದ್ರ ನಗರಾಭಿವೃದ್ಧಿ ಮಂತ್ರಾಲಯದ ಹೃದಯ (HRIDAY) ಯೋಜನೆಯಡಿ ವರ್ಗೀಕರಿಸಲಾದ ಪಾರಂಪರಿಕ ಎಲ್ಲಾ ನಗರಗಳು
4. 75,000 ಜನಸಂಖ್ಯೆಗಿಂತ ಜಾಸ್ತಿ ಇರುವ 1 ಲಕ್ಷಕ್ಕಿಂತ ಕಡಿಮೆ ಜನ ಸಂಖ್ಯೆ ಇರುವ ಮುಖ್ಯ ನದಿ ಪಾತ್ರದ 13 ನಗರಗಳು/ಪಟ್ಟಣಗಳು
5. ಗುಡ್ಡ/ಬೆಟ್ಟ ರಾಜ್ಯಗಳಿಂದ, ದ್ವೀಪಗಳಿಂದ ಮತ್ತು ಪ್ರವಾಸಿ ತಾಣಗಳಿಂದ 10 ನಗರಗಳು (ಪ್ರತಿರಾಜ್ಯದಿಂದ ಒಂದಕ್ಕಿಂತ ಹೆಚ್ಚಿಲ್ಲದಂತೆ)

ಮೇಲಿನಂತೆ ಕರ್ನಾಟಕ ರಾಜ್ಯದ 1 ಲಕ್ಷಕ್ಕಿಂತ ಅಧಿಕ ಜನಸಂಖ್ಯೆ ಇರುವ 11 ಮಹಾನಗರಪಾಲಿಕೆಗಳು, 15 ನಗರಸಭೆಗಳು ಮತ್ತು ಕೇಂದ್ರ ಸರ್ಕಾರದ HRIDAY ಯೋಜನೆಯಡಿಯಲ್ಲಿ ಪಾರಂಪರಿಕ ಪಟ್ಟಣವೆಂದು ವರ್ಗೀಕರಿಸಿದ ಬಾದಾಮಿ ಪುರಸಭೆಯು ಸೇರಿ ಒಟ್ಟು 27 ನಗರಗಳು ಆಯ್ಕೆಯಾಗಿದ್ದು, ಅವುಗಳ ವಿವರಗಳು ಈ ಕೆಳಕಂಡಂತಿವೆ.

ನಗರ/ಪಟ್ಟಣಗಳು

- | | |
|---------------|----------------------------|
| 1. ಬೆಂಗಳೂರು | 2. ತುಮಕೂರು |
| 3. ಶಿವಮೊಗ್ಗ | 4. ಭದ್ರಾವತಿ |
| 5. ಚಿತ್ರದುರ್ಗ | 6. ದಾವಣಗೆರೆ |
| 7. ಕೋಲಾರ | 8. ರಾಬರ್ಟ್‌ಸನ್‌ಪೇಟೆ(K.G.F) |
| 9. ಮಂಗಳೂರು | 10. ಮಂಡ್ಯ |

- | | |
|------------------|----------------------|
| 11. ಮೈಸೂರು | 12. ಚಿಕ್ಕಮಗಳೂರು |
| 13. ಹಾಸನ | 14. ಉಡುಪಿ |
| 15. ಬಳ್ಳಾರಿ | 16. ಹೊಸಪೇಟೆ |
| 17. ಬೀದರ್ | 18. ಕಲಬುರ್ಗಿ |
| 19. ಗಂಗಾವತಿ | 20. ರಾಯಚೂರು |
| 21. ಬೆಳಗಾವಿ | 22. ಹುಬ್ಬಳ್ಳಿ-ಧಾರವಾಡ |
| 23. ವಿಜಯಪುರ | 24. ಬಾಗಲಕೋಟೆ |
| 25. ಗದಗ-ಬೆಟಗೇರಿ | 26. ಬಾದಾಮಿ |
| 27. ರಾಣಿಬೆನ್ನೂರು | |

ಅಮೃತ್ ಅಭಿಯಾನದ ಘಟಕಗಳ ಒಟ್ಟು ಸಂಖ್ಯೆ: 08

1. ನೀರು ಸರಬರಾಜು.
2. ಒಳಚರಂಡಿ
3. ಮಳೆ ನೀರುಚರಂಡಿ.
4. ಹಸಿರು ಜಾಗ ಮತ್ತು ಉದ್ಯಾನವನ ಅಭಿವೃದ್ಧಿ.
5. ನಗರ ಸಾರಿಗೆ(ಮೋಟಾರುರಹಿತ)
6. ನಗರ ಸ್ಥಳೀಯ ಸಂಸ್ಥೆಗಳ ಸಾಮರ್ಥ್ಯಾಭಿವೃದ್ಧಿ.
7. ನಗರ ಸುಧಾರಣೆಗಳು.
8. ಸೆಫ್ಟೀಜ್ ನಿರ್ವಹಣೆ

ಅಮೃತ್ ಯೋಜನೆಯಡಿ ಆಯ್ಕೆಯಾದ ರಾಜ್ಯದ 27 ನಗರಗಳಲ್ಲಿ ಒಟ್ಟು 407 ಕಾಮಗಾರಿಗಳು ಕೈಗೊಂಡಿದ್ದು, 60 ಕಾಮಗಾರಿಗಳು ವಿವಿಧ ಹಂತದಲ್ಲಿ ಪ್ರಗತಿಯಲ್ಲಿವೆ ಉಳಿದ 347 ಕಾಮಗಾರಿಗಳು ಪೂರ್ಣಗೊಂಡಿರುತ್ತವೆ.

ಜಿಲ್ಲಾವಾರು ಮತ್ತು ನಗರವಾರು ಮಾಹಿತಿ ಅನುಬಂಧ-06 ರಲ್ಲಿ ನೀಡಿದೆ.

ಈ) ರಾಜ್ಯದಲ್ಲಿ ತೆಗೆದುಕೊಂಡ 7 ಜಿಲ್ಲೆ ಸ್ಮಾರ್ಟ್ ಸಿಟಿಯ ಕಾಮಗಾರಿಗಳಾವುವು; ಅದಕ್ಕಾಗಿ ಮೀಸಲಿರಿಸಿದ ಅನುದಾನವೆಷ್ಟು; ಕಾಮಗಾರಿಗಳು ಯಾವ ಹಂತದಲ್ಲಿವೆ; (ಜಿಲ್ಲಾವಾರು ವಿವರವಾದ ಮಾಹಿತಿ ನೀಡುವುದು)

ರಾಜ್ಯದಲ್ಲಿ ಆಯ್ಕೆಗೊಂಡಿರುವ 7 ಸ್ಮಾರ್ಟ್ ಸಿಟಿ ಅಡಿಯಲ್ಲಿ ಕೈಗೊಂಡಿರುವ ಕಾಮಗಾರಿಗಳ ವಿವರಗಳನ್ನು ಅನುಬಂಧ-07 ರಲ್ಲಿ ನೀಡಿದೆ.

ಸ್ಮಾರ್ಟ್ ಸಿಟಿ ಅಭಿಯಾನದಡಿ ಆಯ್ಕೆಯಾದ ಪ್ರತಿ ನಗರಕ್ಕೆ ಕೇಂದ್ರ ಸರ್ಕಾರವು ರೂ.500.00 ಕೋಟಿಗಳು ಹಾಗೂ ರಾಜ್ಯ ಸರ್ಕಾರವು ರೂ.500.00 ಕೋಟಿಗಳಂತೆ, ಪ್ರತಿ ನಗರಕ್ಕೆ ರೂ.1000.00 ಕೋಟಿಗಳ ಅನುದಾನವನ್ನು ಮೀಸಲಿರಿಸಿದೆ.

ಸ್ಮಾರ್ಟ್ ಸಿಟಿ ಅನುದಾನ ಹಾಗೂ ಪಿಪಿಪಿ ಆಧಾರದಲ್ಲಿ ಎಲ್ಲಾ 7 ನಗರಗಳಲ್ಲಿ ಅನುಷ್ಠಾನಗೊಳ್ಳುತ್ತಿರುವ ಕಾಮಗಾರಿಗಳ ಹಂತ (ಭೌತಿಕ ಪ್ರಗತಿ) ಈ ಕೆಳಕಂಡಂತಿದೆ;

ನಗರ	ಒಟ್ಟು ಕಾಮಗಾರಿಗಳು		ಪೂರ್ಣಗೊಂಡ		ಪ್ರಗತಿಯಲ್ಲಿರುವ		ಟೆಂಡರ್ ಹಂತದ		ವಿಸ್ತೃತ ಯೋಜನಾ ವರದಿ	
	ಸಂಖ್ಯೆ	ಮೊತ್ತ	ಸಂಖ್ಯೆ	ಮೊತ್ತ	ಸಂಖ್ಯೆ	ಮೊತ್ತ	ಸಂಖ್ಯೆ	ಮೊತ್ತ	ಸಂಖ್ಯೆ	ಮೊತ್ತ
ಬೆಳಗಾವಿ	110	1008	46	165	60	720	4	123	0	0
ದಾವಣಗೆರೆ	95	906	60	242	33	656	2	8	0	0
ಹುಬ್ಬಳ್ಳಿ-ಧಾರವಾಡ	64	1048	32	206	28	602	4	240	0	0
ಮಂಗಳೂರು	56	1352	18	61	30	871	7	276	1	144
ತುಮಕೂರು	158	1277	117	548	41	729	0	0	0	0
ಬೆಂಗಳೂರು	38	910	7	34	31	875	0	0	0	0
ಒಟ್ಟು	521	6501	280	1256	223	4453	17	647	1	144

ಸಂಖ್ಯೆ:ನಅಇ 67 ಸಿಎಸ್‌ಎಸ್ 2022

(ಬಿ.ಎ.ಬಸವರಾಜ)
ನಗರಾಭಿವೃದ್ಧಿ ಸಚಿವರು
(ಬಿ.ಎ. ಬಸವರಾಜ)
ನಗರಾಭಿವೃದ್ಧಿ ಸಚಿವರು

ಅನುಬಂಧ-01

ನಗರೋತ್ಥಾನ (ಮುನಿಪಾಲಿಟಿ)-3ನೇ ಹಂತದ ಯೋಜನೆ

ರೂ. ಲಕ್ಷಗಳಲ್ಲಿ

ಕ್ರ. ಸಂ.	ಜಿಲ್ಲೆಯ ಹೆಸರು	ನಗರ ಸ್ಥಳೀಯ ಸಂಸ್ಥೆಗಳ ಹೆಸರು	ವರ್ಗ	ಹಂಚಿಕೆ ಮೊತ್ತ	ಬಡಗದ					ಒಟ್ಟು				
					2017-18	2018-19	2019-20	2020-21	ಒಟ್ಟು	2017-18	2018-19	2019-20	2020-21	ಒಟ್ಟು
1	ಬೀದರ್	ಬೀದರ್	ನಗರಸಭೆ	8000.00	1328.00	20.46	18.75	2055.90	3423.11	1328.00	20.46	18.75	2055.90	3423.11
2		ಬಸವಕಲ್ಯಾಣ	ನಗರಸಭೆ	3000.00	0.00	105.68	604.62	445.73	1156.03	0.00	105.68	604.62	445.73	1156.03
3		ಹುಮನಾಬಾದ್	ಪುರಸಭೆ	1750.00	0.00	229.61	51.88	411.87	693.36	0.00	229.61	51.88	411.87	693.36
4		ಬಾಲ್ಕಿ	ಪುರಸಭೆ	7025.00	154.17	1443.24	807.82	1226.71	3631.94	141.47	1443.24	807.82	1226.71	3619.24
5		ಚಿಟಗುಣ	ಪುರಸಭೆ	750.00	0.00	0.00	0.00	164.53	164.53	0.00	0.00	0.00	164.53	164.53
6		ಹಳಿಬೀಡ	ಪುರಸಭೆ	1000.00	0.00	0.00	0.00	222.68	222.68	0.00	0.00	0.00	222.68	222.68
7		ತಿರಬ್	ಪಟ್ಟಣ ಪಂಚಾಯತಿ	200.00	51.34	65.01	0.00	0.00	116.35	51.34	65.01	0.00	0.00	116.35
		ಒಟ್ಟು	21725.00	1533.51	1864.00	1483.07	4527.42	9408.00	1520.81	1864.00	1483.07	4527.42	9395.30	
1	ಯಾದಗಿರಿ	ಯಾದಗಿರಿ	ನಗರಸಭೆ	3500.00	0.00	0.00	1160.28	391.05	1551.33	0.00	0.00	1160.28	391.05	1551.33
2		ಶೋರಾಪುರ	ನಗರಸಭೆ	2500.00	0.00	0.00	1096.73	381.87	1478.60	0.00	0.00	1096.73	381.87	1478.60
3		ಶಹಾಪುರ	ನಗರಸಭೆ	2500.00	0.00	0.00	1004.49	120.00	1124.49	0.00	0.00	1004.49	120.00	1124.49
4		ಗುರುಬಿಬಿಲಿ	ಪುರಸಭೆ	750.00	200.00	0.00	154.19	209.19	563.38	200.00	0.00	154.19	209.10	563.29
5		ಕಿಂಭಾವಿ	ಪುರಸಭೆ	1000.00	0.00	0.00	274.04	22.61	296.65	0.00	0.00	274.04	22.61	296.65
6		ಕಕ್ಕೇರ	ಪುರಸಭೆ	1000.00	0.00	100.00	650.73	120.00	870.73	0.00	100.00	650.73	120.00	870.73
			ಒಟ್ಟು	11250.00	200.00	100.00	4340.46	1244.72	5885.18	200.00	100.00	4340.46	1244.63	5885.09

ಮುನಿಪಲ್ ಕಾರ್ಪೊರೇಷನ್, ಬೀದರ್

 11-08-2021

LCQ 1804

Details of Grants Releases and expenditure made by Bidar and Yadgiri District ULBs during 2018-19 to 2021-22 under 14th FC and 15th FC Grants

Date: 09-03-2022

Rs. in Lakhs

District	Name Of the Town	ULB Type	14th FC 2018-19		14th FC 2019-20		15th FC 2020-21		15th FC 2021-22	
			Grants Released	Expenditure	Grants Released	Expenditure	Grants Released	Expenditure	Grants Released	Expenditure
Bidar	Basavakalyan	CMC	356.78	309.46	477.27	381.19	465.00	309.79	344.00	68.24
	Bidar	CMC	933.08	747.71	1252.72	816.92	1265.00	684.36	941.00	23.29
	Bhalki	TMC	206.98	105.62	276.16	78.20	275.00	40.04	205.00	6.04
	Chittaguppe	TMC	179.94	179.87	240.14	177.45	222.00	17.75	164.00	6.80
	Humnabadi	TMC	223.64	159.16	301.17	153.92	293.00	20.00	217.00	0.00
	Aurad	TP	148.00	71.38	198.11	80.38	190.00	31.65	140.00	0.00
	Hallikhed	TMC	170.58	64.99	228.13	103.32	213.00	81.15	157.00	0.00
		Total	2219.00	1638.21	2873.70	1791.38	2923.00	1184.75	2168.00	104.37
Yadgiri	Beemarayanagudi	NAC	0.00	0.00	162.09	0.00	142.00	0.00	104.00	0.00
	Gurumatkal	TMC	113.32	72.33	150.09	125.76	150.00	114.09	111.00	0.00
	Kakkera	TMC	171.58	170.09	232.13	210.71	227.00	137.55	170.00	1.68
	Kembhavi	TMC	132.04	106.99	176.10	138.74	172.00	114.04	129.00	37.17
	Shahapura	GMC	286.24	220.38	358.21	306.00	358.00	312.99	267.00	77.61
	Shorapura	CMC	309.94	273.15	415.24	381.03	411.00	312.74	307.00	48.23
	Yadgiri	CMC	380.88	293.28	486.28	460.30	493.00	332.83	388.00	46.36
	Hunasagi	TP	0.00	0.00	0.00	0.00	0.00	0.00	173.00	13.00
		Total	1354.00	1128.22	1980.14	1622.64	1953.00	1324.24	1629.00	224.06

[Handwritten Signature]

[Handwritten Signature]

LCQ 1804 - 2

AMRUT Works Details							
							Amount in crore
Sl.No	Sector	Project Name	No.of projects	Appraised cost	Physical progress in %	Expenditure	Status of work
1)City: Belgavi							
1	Water Supply	Improvement of Water Supply System	1	17.22	100	15.7	completed
2	Sewerage	Improvements to sewerage systems	1	158.04	37	50.32	Work in progress
3	Parks	Improvement to shivaji garden at SPM road Belgavi	1	0.50	100	0.5	completed
4	Parks	Improvement to shivaji park	1	1.20	100	1.33	completed
5	Parks	Improvement to hanuman nagar Belgavi	1	2.30	100	1.84	completed
Grand Total of Belgavi=			5	179.26		69.69	
2)City: Bellary							
6	Water Supply	Improvements of Water Supply System of Ballari	1	70	73	47.62	Work in progress
7	Sewerage	Providing UGD facilities	1	87.75	100	97.2	completed
8	Sewerage	Providing UGD (Additional Grants)	1	20.69	59	10.9	Work in progress
9	Parks	Development of Children frindly park at Raghavendra Colony	1	0.90	100	0.88	completed
10	Parks	Development of park, playground open theatre	1	0.73	100	0.58	completed
11	Parks	Park with children playing equipments at Raghavendra colony 2nd stage	1	0.61	100	0.56	completed
Grand Total of Bellary=			6	180.68		157.74	
3)City: Vijayapura							
12	Water Supply	Continuous Pressurized Water Supply twith storage and distribution	1	21.31	100	20.25	completed
13	Water Supply	Water Supply (Additional Grant)	1	156	84	142.08	Work in progress
14	Parks	Improvement of Park near Mallikarjun Ashram	1	0.48	100	0.43	completed
15	Parks	Development of Park at Anand Nagar	1	0.43	100	0.43	completed
16	Parks	Park with children friendly components in KHB colony, Solhapur Road	1	0.44	100	0.43	completed
17	Parks	Development of Park at Adarsh Nagar.	1	0.43	100	0.42	completed

Amount in crore

Sl.No	Sector	Project Name	No.of projects	Appraised cost	Physical progress in %	Expenditure	Status of work
18	Parks	Park with children friendly components Behind BLDEA Engg.	1	0.39	100	0.39	completed
19	Parks	Park with children friendly components in Teachers colony.	1	1.54	100	1.54	completed
Grand Total of Bijapur=			8	181.02		165.97	
4)City: Davangere							
20	Water Supply	24/7 water supply under AMRUT	1	175.14	38	64.26	Work in progress
21	Parks	Development of park in Chikkamani devaraj urs layout park ward 36	1	0.47	100	0.41	completed
22	Parks	Development of park near laxmi floor mill in ward no 29	1	0.53	100	0.46	completed
23	Parks	Development of park beside swimming pool Davaraj urs badavani B block in ward no 09	1	0.85	100	0.61	completed
24	Parks	Development of park in RS 37 of Shamanur village ward no 30	1	0.92	100	0.86	completed
25	Parks	Development of park in Rs No 37 of Shamanur village in Ward no 30.	1	0.93	100	0.75	completed
26	Parks	Development of Dange park in KTJ nagar	1	0.61	100	0.48	completed
27	Parks	Development of Kunduwada lake premises	1	0.25	100	0.23	completed
28	Parks	Improvement Of park at Ward No 39, 13th cross, Anjaneya Badavane	1	0.13	100	0.13	completed
29	Parks	Improvement of park at Ward No 38, Near Vidyanagar Bus-stop	1	0.13	100	0.13	completed
Grand Total of Davangere =			10	179.96		68.32	
5)City: Hubli-Dharwad							
30	Sewerage	Providing sewerage system to twin cities	1	156.00	100	146.04	completed
31	Sewerage	Providing UGD facilities to Hubli-Dharwad (HSC)	1	15.73	100	13.88	completed
32	Parks	Improvement of Kolikere lake at Dharwad	1	2.03	67	0.75	Work in progress
33	Parks	Improvement of Kelgeri lake at Dharwad	1	2.4	100	2.24	completed
Grand Total of HDMC =			4	176.16		162.91	

Amount in crore							
Sl.No	Sector	Project Name	No.of projects	Appraised cost	Physical progress in %	Expenditure	Status of work
6)City: Kalburgi							
34	Water Supply	Providing 4th Stage UGD scheme (Phase-2)	1	156.8	100	156.09	completed
35	Sewerage	Improvements to water supply works	1	12.36	100	12.30	completed
36	Parks	Development of children friendly park at Akkamahadevi nagar	1	0.75	100	0.84	completed
37	Parks	Development of Park at Swastik nagar	1	0.9	100	0.91	completed
38	Parks	Development of Park at Revanna Siddeshwar	1	0.37	100	0.31	completed
39	Parks	Development of children park at Mansabdar colony.	1	0.58	100	0.58	completed
40	Parks	Development of children park at Dhanavantry colony	1	0.46	100	0.49	completed
Grand Total of Gulbarga =			7	172.22		171.52	
7)City: Mangalore							
41	Water Supply	Augmentation of water supply	1	32.51	59	22.34	Work in progress
42	Sewerage	Rejuvenation of sewer system and missing link works	1	55.50	100	55.5	completed
43	Sewerage	Laying sewer network , intermediate pumping station, rising main and other allied works	1	55.30	30	15.36	Work in progress
44	Sewerage	Rejuvenation of sewer system and missing link works in Zone -7	1	36.21	13	7.55	Work in progress
45	Parks	Improvement of Kunjathbail north KHB Colony Park	1	0.56	100	0.13	completed
46	Parks	Improvement of Regent Park at Surathkal	1	0.13	100	0.1	completed
47	Parks	Development of Kardri Park	1	0.09	100	0.55	completed
48	Parks	Development of park at 7th block Katipalla	1	1.06	100	1.06	completed
49	Storm Water Drain	Construction of storm wate drain 1. Ward -7 Idya West - Development of Hosabettu drain- 325 M 2. Ward -6 Idya East - Development of	1	3.66	100	3.66	completed
Grand Total of Mangalore =			9	185.02		106.25	

Amount in crore

Sl.No	Sector	Project Name	No. of projects	Appraised cost	Physical progress in %	Expenditure	Status of work
8)City: Mysore							
50	Water Supply	MBR & Rehabilitation of existing reservoirs & other works at CSR premises	1	25.88	100	26.64	completed
51	Water Supply	Water Supply Facility Improvement in Mysore	1	37.5	90	31.25	Work in progress
52	Water Supply	Construction of pump house at Hongalli	1	1.25	100	1.12	completed
53	Water Supply	Improvements to bulk water supply systems	1	102.44	84	88.56	Work in progress
54	Sewerage	UGD works in Mysore	1	18.87	100	18.37	completed
55	Parks	proposed green space at Bhogadiroad - sharada	1	0.99	100	0.96	completed
56	Parks	Development of green space at Vivekananda statue park under AMRUT	1	0.99	100	0.99	completed
57	Parks	proposed green space at Vijaynagar water tank	1	0.94	100	0.99	completed
58	Parks	proposed green space at Gayatripuram	1	0.97	100	0.95	completed
Grand Total of Mysore =			9	189.83		169.83	
9)City: Shivmogga							
59	Water Supply	Replacement of existing old pipe lines,pumping machinaries	1	38.41	100	40.23	completed
60	Sewerage	Providing under ground drainage facilities to additional areas ,construction of STP and rehabilitation of exising sewer	1	52.44	100	51.38	completed
61	Sewerage	Providing UGD facilities to Shivmogga city (Additional Grant)	1	7.82	100	6.24	completed
62	Sewerage	Improvements to UGD scheme to Shivmogga city-Road restoration and Trenchless works under AMRUT	1	2.32	100	1.45	completed
63	Parks	Development of park river bank in Ward No. 33	1	0.38	100	0.33	completed
64	Parks	Development of Sharadhamma Layout park "	1	0.33	100	0.32	completed
65	Parks	Development of park adjacent to overhead tank in Malleshwara Nagar.	1	0.32	100	0.32	completed
66	Parks	Development of Gopalagowda Extension in 'F' Block park	1	0.21	100	0.2	completed

Amount in crore

Sl.No	Sector	Project Name	No.of projects	Appraised cost	Physical progress in %	Expenditure	Status of work
67	Parks	Development of Surya layout and P & T Layout park	1	0.63	100	0.62	completed
68	Parks	Development of Gopala gouda extension "A" block park (adjacent to KRIDL Office) i	1	0.21	100	0.18	completed
69	Parks	Development of Gopalagowda Extension in 'A' Block opp Arun House	1	0.25	100	0.23	completed
70	Parks	Development of park Rajendra Nagar	1	0.33	100	0.31	completed
71	Parks	Development of Vinoba nagara Professor Park' adjacent to somanna House"	1	0.46	100	0.43	completed
72	Parks	Development of park adjacent to Alkela Circle	1	0.47	100	0.32	completed
73	Storm Water Drain	Resectioning of 10Km of main drains in Shivamogga City	1	4.72	100	4.71	completed
74	Storm Water Drain	Package - 1 Construction of storm water drain from	1	3.95	100	3.77	completed
75	Storm Water Drain	Package - 2 Construction of storm water drain from	1	5.89	80	3.16	Work in progress
76	Storm Water Drain	Package - 3 Construction of storm water drain from 1. Gopli Sheety koppa tank canal culvert 2. Ashok Nagar to Thunga River	1	7.74	65	3.64	Work in progress
77	Storm Water Drain	Package - 4 Construction of SWD from 1. KSRTC Busstand to RML Nagara 2. Milligatta to RML & Chainlink Fencing	1	1.90	100	1.55	completed
78	Storm Water Drain	Package - 5 Construction of storm water drain from 1. Kere Durgamma to Thunga River	1	3.59	100	3.18	completed
79	Storm Water Drain	Package - 6 Construction of storm water drain from 1. Usha Nursing home to Masidhi 2. Basavakendra to Gandhi Nagara Main Drain	1	5.86	80	3.62	Work in progress
80	Storm Water Drain	Package -7 Construction of storm water drain from 1. Sagara Main road to Gopala Main Road 2. Sagara Main road to Mahindra	1	4.40	100	3.98	completed
81	Storm Water Drain	Package - 8 Construction of storm water drain from 1. Shubha Mangala to Govt Hospital	1	2.71	100	2.78	completed
82	Storm Water Drain	Package - 9 Construction of storm water drain from 1. Bommanakatte Main Drain	1	3.18	100	3.12	completed

Amount in crore

Sl.No	Sector	Project Name	No. of projects	Appraised cost	Physical progress in %	Expenditure	Status of work
83	Storm Water Drain	Package - 10 Construction of storm water drain from Bommanakate to Basaveshwara Nagara	1	16.59	100	9.73	completed
84	Storm Water Drain	Package - 11 Construction of storm water drain from 1. Janavi enterprises to honnali highway 2. Popular ricemill to honnali highway &	1	1.13	100	1.07	completed
85	Storm Water Drain	Package - 12 Construction of storm water drain from 1. Jail road to Savalanga road 2. RMC yard to Puttaraj gavai mandira	1	2.06	100	1.7	completed
86	Storm Water Drain	Package -13 Construction of storm water drain from 1. Rajendra nagar	1	2.58	100	2.4	completed
87	Storm Water Drain	Package -14 Construction of storm water drain from Bommanakate G Block	1	2.17	100	2.26	completed
Grand Total of Shivmoga =			29	173.05		153.23	
10)City: Tumkur							
88	Water Supply	Improvements to Water Supply Scheme to Tumakuru City under AMRUT	1	30.2	100	29.28	completed
89	Water Supply	Improvement of water supply facilities in tumkur		68.89	98	71.68	Work in progress
90	Water Supply	Scada work	1	18.04	28	1.8	Work in progress
91	Sewerage	Improvements To Under Ground Drainage in Tumakur City Under Amurt	1	39.13	100	36.73	completed
92	Parks	Development of Parks in Ward No-32 Jayanagar East	1	0.60	100	0.57	completed
93	Parks	Development of Parks in Ward No- 11 at Melekote Near BESCO power Station	1	0.88	100	0.99	completed
94	Parks	Development of Parks in Ward No-08 at KHB Colony, Thilak Park police station backside.	1	0.27	100	0.29	completed
95	Parks	Development of Parks in Ward No-03 Opp DC banglow	1	0.92	100	0.87	completed
96	Parks	Providing & Installing Outdoor Gymset for Parks in Ward No-32, 11 & 08	1	0.13	100	0.13	completed

Amount in crore

Sl.No	Sector	Project Name	No. of projects	Appraised cost	Physical progress in %	Expenditure	Status of work
97	Parks	Development of Parks in Ward No-34 at Bunnimara park Mydala Road in Tumakuru City	1	0.33	100	0.38	completed
98	Parks	Development of Parks in Ward No-30 in Sapthagiri extension in Tumakuru City	1	0.42	100	0.40	completed
99	Parks	Development of Dasappa garden park in Maruthinagar in Tumakuru.	1	0.31	100	0.25	completed
100	Parks	Development of park in Kuvempunagar in Tumakuru.	1	0.34	100	0.33	completed
101	Parks	Development of park in Siddarameshwara Badavane in Tumakuru.	1	0.37	100	0.40	completed
102	Parks	Development of Mahalakshminagar park	1	0.59	100	0.75	completed
103	Parks	Installation of gym sets in IDSSMT Park in Ward no 3	1	0.08	100	0.09	completed
104	Storm Water Drain	Providing covering slab de silting and Protection to vulerable reaches In Bhanshankari.	1	1.04	100	1.14	completed
105	Storm Water Drain	Providing covering slab desilting and Protection to valunrabe reaches In G.C R colony	1	1.04	100	1.18	completed
106	Storm Water Drain	Construction of storm water drain and improvement to from sewerage treatment piant to bheemasandra tank	1	1.40	100	1.77	completed
107	Storm Water Drain	Construction of storm water drain and improvement to neps police station to ss puram	1	2.23	100	2.37	completed
108	Urban Transport	Junction improvement at entry point to Tumakuru from NHAI in Tumakuru City.	1	0.27	100	0.43	completed
109	Urban Transport	Junction improvement at Call tax circle in Tumakuru City.	1	0.24	100	0.27	completed
110	Urban Transport	Junction improvement at Sri Siddartha Institute in Tumakuru City.	1	0.44	100	0.30	completed
111	Urban Transport	Urban Road Safety Audit	1	0.92	100	0.50	completed
112	Urban Transport	Development of cycle track and foot path from Sri Shivakuma swamiji circle to DC office along Bangalore - Honnavar road via Amanikere lake in Tumakuru City.	1	0.61	100	0.61	completed

Amount in crore							
Sl.No	Sector	Project Name	No.of projects	Appraised cost	Physical progress in %	Expenditure	Status of work
113	Urban Transport	Development of cycle track and foot path from Call tax circle to Maralur lake circle via Siddartha Institute	1	2.36	100	2.73	completed
114	Urban Transport	Construction of path on the 60feet road connecting batawadi 80fet road and baddinali main road and the road connecting Nalanda convent road and	1	1.85	100	1.17	completed
115	Urban Transport	Construction of Footpath from Planet max in kunigal road to ring road in Tumakuru city	1	1.25	100	1.31	completed
116	Urban Transport	Development of Footpath from Shettihalli main road to Connecting road in jayanagar	1	0.20	100	0.20	completed
117	Urban Transport	Development of Cycle Track from SSIT in Kunigal road to ring road in Tumakuru city	1	1.08	100	1.15	completed
118	Urban Transport	Foot path from Rajanna house to Kyathsandra police station on both sides of 80 feet road.	1	0.54	100	0.15	completed
119	Urban Transport	Construction of Footpath from KEB office to DC office via Amanikere in Tumakuru city.	1	0.38	100	0.52	completed
120	Urban Transport	Construction of Cycle Track from KEB office to DC office via Amanikere in Tumakuru city.	1	0.41	100	0.57	completed
121	Urban Transport	Kodibasaveshwara junction improvement in Tumakuru city.	1	0.78	100	0.39	completed
122	Urban Transport	Development of footpath in Shettihalli main road from Maruthinagar to Ring road in Tumakuru. & Development of footpath from NH road to Siddaganga Matt (upto Railway gate) in Tumakuru.	1	0.76	100	0.73	completed
123	Urban Transport	Development of footpath in Devaraj Urs road in Tumakuru.	1	0.15	100	0.89	completed
Grand Total of Tumkur =			36	179.557		163.32	
11)City: Bagalkote							
124	Water Supply	Providing Continuous Pressurized water supply scheme for old town	1	58.8	60	34.86	Work in progress
125	Water Supply	WS to Bagalokote (additional Allocations).	1	10.2	100	8.92	completed

Amount in crore							
Sl.No	Sector	Project Name	No. of projects	Appraised cost	Physical progress in %	Expenditure	Status of work
126	Water Supply	Providing Water Supply to Biluru Guru Basava & Rajeev Gandhi Colony (savings)	1	8.63	82	6.94	Work in progress
127	Swirage	Providing and laying sewer network HSC	1	15	100	11.09	completed
128	Swirage	Providing UGD scheme to Bagalkote	1	2.13	100	1.83	completed
129	Swirage	Providing Under Ground Drainage System to Biluru Guru Basava Colony (savings)	1	4.88	67	2.99	Work in progress
130	Storm Water Drain	Construction of storm water drain from Melligeri towers to chawan (Hospital@Shanti nagar cross) and Railway station to shakti talkies cross under 2015-	1	0.82	100	0.99	completed
131	Storm Water Drain	Construction of SWD from Syndicate Bank to Shailaja Hospital,	1	0.46	100	0.59	completed
132	Storm Water Drain	Construction of SWD from Old Bus stand To Railway station.	1	0.97	100	1.17	completed
133	Storm Water Drain	Construction of SWD from Daddennavar Hospital To Shanti childrens hospital.	1	1.17	100	1.4	completed
134	Storm Water Drain	Construction of SWD from melligeri complex to chawan hospital cross.	1	0.64	100	0.78	completed
135	Parks	Construction of Compound wall and Imporvement of Garden near KHB colony Sikkeri cross.	1	0.4	100	0.46	completed
136	Parks	Proposed Green space between 16th and 17th road at Hanuman temple Vidyagiri.	1	0.26	100	0.31	completed
137	Parks	Improvement of garden at KHB colony Sikkeri.	1	0.36	100	0.41	completed
138	Parks	Proposed Green Space at Basav Nagar Vidyagiri beside of Bagalkot road.	1	0.28	100	0.29	completed
139	Parks	Proposed Green space in Navnagar at 45th sector near Nilnayak house	1	0.25	100	0.26	completed
140	Parks	Proposed Green space layout Siddivinayak temple Vidyagiri.	1	0.22	100	0.26	completed
141	Parks	Proposed Green Space near Mallikarjun temple vidyagiri	1	0.19	100	0.23	completed
142	Parks	Proposed green space between 16th and 17th at OHT Vidyagiri.	1	0.2	100	0.22	completed

Amount in crore							
Sl.No	Sector	Project Name	No.of projects	Appraised cost	Physical progress in %	Expenditure	Status of work
143	Parks	Sector - 15 Navnagar,	1	0.2	100	0.2	completed
144	Parks	Sector -16 Navanaagar,	1	0.27	100	0.28	completed
145	Parks	Vidyagiri 6th cross,	1	0.19	100	0.2	completed
146	Parks	Nagarasabhe Park	1	0.08	100	0.08	completed
147	Parks	Forest garden at Shanti nagar	1	0.1	100	0.1	completed
148	Urban Transport	Construction of Footpathwork from Melligeri tower to Shanti nagar cross and Railway station to Shakti talkies	1	0.88	100	0.96	completed
149	Urban Transport	Package-1: Footpath Improvement from Bus stand to Railway station	1	0.59	100	0.64	completed
150	Urban Transport	Package-2: Railway station Junction Improvement- specific to Pedestration Movment	1	0.21	100	0.17	completed
151	Urban Transport	Package-3: Footpath Improvement on Station Road(railway station to Basveswar circle)	1	1.25	100	1.3	completed
152	Urban Transport	Package-4: Footpath Improvement From Melligen Towers to Axis bank	1	0.72	100	0.81	completed
153	Urban Transport	Package-5: Footpath Improvement From Syndicate bank to Axis bank road	1	0.8	100	0.86	completed
Grand Total of Bagalkote =			30	111.15		79.6	
12)City: Bhadravathi							
154	Water Supply	Rehabilitation of existing Old pipe line, WTP, Replacement of pumping machineries, Providing additional storage reservoirs, Connecting main &	1	55	78	49.71	Work in progress
155	Water Supply	WS to Bhadravathi (Additional Allocations)	1	12.02	100	9.07	completed
156	Sewerage	Providing UGD Facility in Bhadravati for Sewerage and Septage Management	1	41.01	100	39.77	completed
157	Sewerage	Providing UGD facility to additional areas, Construction of STP and Rehabilitation of existing STP	1	5.24	100	4.15	completed

Amount In crore

Sl.No	Sector	Project Name	No. of projects	Appraised cost	Physical progress in %	Expenditure	Status of work
158	Storm Water Drain	Construction of storm water drain from golden jubilee colony visl quarters to bhandarahalli Stp	1	1.02	100	1.01	completed
159	Storm Water Drain	Improvement of storm water drain in bhadravathi city limit	1	34.17	100	32.98	completed
160	Parks	Development of Sidda ruda Nagara Park	1	0.49	100	0.47	completed
161	Parks	Development of Gandhinagar park old town (ward No -13)	1	0.49	100	0.47	completed
162	Parks	Improvements of green space and parks in ward no.28, Gandhi Park new town	1	0.49	100	0.48	completed
163	Parks	Development of Upper hutta park.	1	0.65	100	0.63	completed
164	Parks	Development of NTB park in Siddapura	1	0.89	100	0.79	completed
165	Parks	Development of Gandhi park New town	1	1.05	60	0.51	Work in progress
Grand Total of Bhadravathi =			12	152.52		139.18	
13) City: Bidar							
166	Sewerage	Providing UGD Scheme	1	57.79	71	40.06	Work in progress
167	Sewerage	Providing UGD Scheme to Bidar City in zone-3	1	98.88	100	98.14	completed
168	Sewerage	Providing UGD works in Bidar Zone-3 & Zone-1 leftout areas Savings	1	17.12	40	7.35	Work in progress
169	Parks	Development of Park at Mhetre layout park, ward no 23,	1	0.81	100	0.77	completed
170	Parks	Development of Children Park near Gulzar Theater W. No - 09 and Development of Park in Nandi Colony opp. LIC office in W. No- 20 Bidar City	1	0.73	100	0.55	completed
171	Parks	Development of Park at Vishveshwarai park, ward No 27;	1	0.7	100	0.65	completed
172	Parks	Development of Park at New aadharsh colony park	1	0.34	42	0.13	Work in progress
173	Parks	Development of Park at park @ haq colony ward No 25	1	0.4	100	0.37	completed
Grand Total of Bidar =			8	176.77		148.02	

							Amount in crore
Sl.No	Sector	Project Name	No. of projects	Appraised cost	Physical progress in %	Expenditure	Status of work
14)City: Chikamagaluru							
174	Water Supply	Proposal for Water supply component in Chickamagaluru (savings amount)	1	1.03	100	0.91	completed
175	Water Supply	Improvement of Water Supply Scheme to Chickamagaluru	1	104.54	95	104.57	Work in progress
176	Storm Water Drain	Construction of SWD Halenahalli to Basavanahalli kere	1	2.5	100	2.41	completed
177	Storm Water Drain	Construction of SWD Basavanahalli lake to Kote kere	1	3.36	100	3	completed
178	Storm Water Drain	Construction of storm water drain Jyothi circle to Tippunagara	1	0.32	100	0.3	completed
179	Storm Water	Construction of SWD Ayappanagar to Kote kere	1	3.3	92	2.63	Work in progress
180	Storm Water Drain	Construction of SWD from Kaveri saw mill to Basavanahalli kere	1	0.5	100	0.46	completed
181	Parks	Development of Parks in Kalyana nagara park	1	0.67	100	0.63	completed
182	Parks	Development of Park in 1. Channapur road park behind Major Poovaiiah's residency 2. New Uppahalli extension (upside of	1	0.87	90	0.63	Work in progress
183	Parks	Development of Park behind Brahmins hostel	1	0.5	100	0.45	completed
184	Parks	Development Of Parks in 1. KHB Colony 4th Phase Behind Fire Station	1	0.92	100	0.75	completed
Grand Total of Chickmagalur=			11	118.51		116.74	
15)City: Chitradurga							
185	Water Supply	Augmentation of water supply scheme to Chitradurga city V V Sagar as source(For FY 2015-16)	1	33.5193	100	32.75	completed
186	Water Supply	Augmentation of water supply scheme to Chitradurga city Shanti Sagar (For FY 2016-17)	1	66.4	63	44.64	Work in progress
187	Sewerage	Improvement of UGD for Chitradurga City	1	6.58	100	5.66	completed

Amount in crore

Sl.No	Sector	Project Name	No.of projects	Appraised cost	Physical progress in %	Expenditure	Status of work
188	Storm Water Drain	Proposed storm water drain from Ramakrishna ashrama to IUDP saraswathipuram 1st cross INDENT69058	1	4.60	100	4.31	completed
189	Storm Water Drain	Proposed Storm Water Drain from Chandravalli bridge to holalakere main road INDENT69052	1	2.81	100	2.45	completed
190	Storm Water Drain	Construction of storm water drain from KSRTC layout to onakeobavva circle	1	2.12	100	2.11	completed
191	Storm Water Drain	Proposed storm water drain from Yadanandan matt to Graveyard INDENT69053	1	4.19	100	3.96	completed
192	Storm Water Drain	Proposed Storm Water Drain from JDA office to market yard	1	1.14	100	1.11	completed
193	Storm Water Drain	Proposed storm water drain from Crescent school to join NH 4 and KMRP fish babanna house to NH4	1	2.92	100	2.91	completed
194	Storm Water Drain	Proposed Storm Water Drain from KSRTC depot to saraswathi law college INDENT69056	1	1.61	100	1.6	completed
195	Parks	Development of park at ward no 31 Housing Board colony	1	0.47	100	0.41	completed
196	Parks	Development of park at ward no 35 IUDP layout 6th cross	1	0.48	100	0.48	completed
197	Parks	Development of park at ward no 35 IUDP Layout 5th cross -11th cross)	1	0.75	100	0.75	completed
198	Parks	Development of park at RajendraNagara Park ward no 34	1	0.47	100	0.46	completed
199	Parks	Development of park at Ward No -18 near Union pumphouse	1	0.72	100	0.71	completed
Grand Total of Chitradurga=			15	128.77		104.31	
16)City: Gadag-Betigeri.							
200	Water Supply	Improving Water Supply Facility at Gadag-Betigeri (Additional Grant)	1	7	100	7	completed
201	Sewerage	Providing II stage UGD scheme to Gadag-Betigeri city	1	151.53	100	151.39	completed

Amount in crore							
Sl.No	Sector	Project Name	No. of projects	Appraised cost	Physical progress in %	Expenditure	Status of work
202	Sewerage	Providing UGD facilities to Gadag city (Missing links)	1	1.97	100	1.3	completed
203	Storm Water Drain	Construction of storm water drain from 1. Behind commerce collage / subjail to Ron road	1	9.25	86	7.41	Work in progress
204	Parks	Construction of park in Bhoshma Lake area	1	9.86	15	0.5	Work in progress
205	Parks	Development of park in Vishweshwara nagar ward no 35	1	0.48	100	0.48	completed
206	Parks	Development of park in Vivekananda nagar in ward no 11 connecting vartula road	1	0.27	100	0.27	completed
207	Parks	Development of Park Betageri Ward no 5	1	0.22	100	0.22	completed
208	Parks	Development of park in Rachoteswara Nagar ward no 22 near residence of Dr. Hiremath	1	0.42	100	0.43	completed
209	Parks	Development of park in Narasapura Nekara Colony ward no 5	1	0.29	100	0.29	completed
210	Parks	Development of Burbure plot ward no 28	1	0.34	100	0.34	completed
211	Parks	Development of park near Arunodaya school ward no 33	1	0.37	100	0.37	completed
212	Parks	Development of park in Radhakrishna nagar ward no 33	1	0.38	100	0.38	completed
213	Parks	Development of Neelamma Ashrama at ward no 35	1	0.35	100	0.35	completed
214	Parks	Development of Park near Ambedkar Bhawan connected to Vartula road in ward no 33	1	0.40	100	0.39	completed
215	Parks	Development of park near Vijayanagara High School ward no 22	1	0.48	100	0.48	completed
216	Parks	Development of park near City Municipality in Halakeri Mutt Road in ward no 29	1	0.17	100	0.05	completed

Amount in crore

Sl.No	Sector	Project Name	No. of projects	Appraised cost	Physical progress in %	Expenditure	Status of work
217	Urban Transport	Package 1. Improvement of Footpath, NMT lane and parking Between bhoom reddy circle to including improvement of pedestrian facilities at H K patil Circle &	1	3.41	100	2.18	completed
218	Urban Transport	Improvement Public Trasport Facilities- Bus Shelters and Improvement of Pedestrian facilities and NMT Facilities at 4 intersections	1	2.19	100	3.4	completed
Grand Total of Gadag-Betegeri =			19	188.87		177.23	
17)City: Gangavathi							
219	Water Supply	Providing and laying MS,DI Feeder Pipe Line, Renovation of existing WTP, impounding reservoir in Siddikeri and Providing House Service Connections	1	26.72	100	23.63	completed
220	Sewerage	Providing and Laying of Lateral Sewer Pipeline and Construction of MH, Wet wells, Pumping Machinery under UGD Scheme to Gangavathi City	1	35.64	100	29.74	completed
221	Sewerage	Providing UGD scheme to Gangavathi city (Additional Grant)	1	14.13	100	12.92	completed
222	Sewerage	Providing sewer network in Janthkal road in ward no.28 (Additional Grant)	1	1.47	100	1.55	completed
223	Storm Water Drain	Construction of Major Drain Vishwabharathi School to Durugamma Nala, SBH Bank to Shive Talkies	1	2.00	100	1.99	completed
224	Storm Water Drain	Construction of Drain Work at Durgamma nala	1	10.52	40	3.01	Work in progress
225	Storm Water Drain	Construction of RCC storm water Drain In Prashanth nagar	1	1.86	100	1.51	completed
226	Storm Water Drain	Construction of RCC storm water Drain In Janthakal	1	0.79	100	0.7	completed
227	Storm Water Drain	Construction of RCC Storm water Drain in Children Park	1	4.69	100	4.58	completed
228	Parks	Development of children friendly parks at Jayanagar, Near Kuvempu nagar 15-16 Kuvempu Layout	1	0.34	100	0.33	completed
229	Parks	Development of Garden at Jayanagar 2nd stage in Gangavathi	1	0.23	100	0.22	completed

Amount in crore							
Sl.No	Sector	Project Name	No.of projects	Appraised cost	Physical progress in %	Expenditure	Status of work
230	Parks	Development of Children park @ ward No 31 mahabaleshwar layout	1	0.52	100	0.49	completed
231	Parks	Development of Children park @ Anjaneya Badavane	1	0.40	100	0.38	completed
232	Parks	Proposed green space @ teachers colony	1	0.38	100	0.37	completed
233	Parks	Proposed green space @ Gadwal camp park	1	0.20	100	0.14	completed
234	Parks	Proposed green space @ Indira nagar	1	0.18	100	0.1	completed
235	Urban Transport	Footpath improvement from Bus stand to Gandhi circle (Length 1km Court Rd)	1	1.36	100	1.31	completed
236	Urban Transport	Footpath and cycle track improvement from bus stand to Gandhi Chowk Rd(Anegundi rd)	1	2.14	100	1.75	completed
237	Urban Transport	Footpath improvement from Gandhi circle to Kampli bypass junction	1	1.32	100	1.31	completed
238	Urban Transport	Two wheeler parking on NALA covering 150 Mtr of NALA	1	3.61	65	2.46	Work in progress
239	Urban Transport	Footbridges across NALA at 2 locations Islampur road and Gandhi Chowk	1	0.71	100	0.3	completed
240	Urban Transport	Construction of Footpath from Gandhi Circle to Mahaveer Circle.	1	0.99	100	0.81	completed
Grand Total of Gangavathi =			22	110.2		89.6	
18) City: Hassan							
241	Water Supply	Water Supply Scheme to Hassan city	1	114.68	93	110.07	Work in progress
242	Water Supply	Providing Water Supply distribution system to selected wards in Hassan CMC limits under AMRUT	1	23.73	100	19.06	completed
243	Parks	Improvements in Maharaja Park ward no 8 (Part-A)	1	0.4	100	0.43	completed
		Improvements in Maharaja Park ward no 8 (Part-B)					

Amount in crore							
Sl.No	Sector	Project Name	No. of projects	Appraised cost	Physical progress in %	Expenditure	Status of work
244	Parks	Improvements in KHB colony channapatan nera new bus stand, ward no 34	1	0.25	100	0.33	completed
245	Parks	B) Development of Green space & parks (Maharaja parks ward no3,4,5,9,10,14,16 & 27th Parks)	1	0.14	100	0.14	completed
246	Parks	Improvements in Hunasinakeri park, ward no 27	1	0.18	100	0.22	completed
247	Parks	Improvements in M Hosakoappalu park near laxmidevamma temple ward no 30	1	0.57	100	0.61	completed
248	Parks	Improvements in Hemavati nagar park near brahmana Womens Hostel ward no 12	1	0.16	100	0.15	completed
Grand Total of Hassan =			8	139.61		131.01	
19)City: Hospete							
249	Water Supply	Providing Water Supply System in Hospete City under AMRUT Scheme.	1	50.82	87	55.83	Work in progress
250	Sewerage	Providing Under Ground Drainage System to Hospete City under AMRUT.	1	88.75	100	58.69	completed
251	Sewerage	Construction of Sewerage and Septage System (Additional Grant)	1	15.64	34	2.87	Work in progress
252	Storm Water Drain	Construction of Storm Water Drain near Raitra bhavan to HUDA office Hospete City.	1	1.71	100	1.36	completed
253	Storm Water Drain	Construction of Storm Water Drain from Valmiki Circle to HLC canal(Sandur road)Hospete City.	1	0.52	100	0.48	completed
254	Storm Water Drain	Construction of Storm Water Drain from Ukkadkeri area Hospete City.	1	0.16	100	0.16	completed

Amount in crore							
Sl.No	Sector	Project Name	No.of projects	Appraised cost	Physical progress in %	Expenditure	Status of work
255	Storm Water Drain	Construction of Strom water Drain Raghavendra Temple Jagalikkatteraya Area to Meer Alam Talkies, Malligi Hotel, Banquet, Lakwaj and near Bala talkies.	1	2.50	100	2.5	completed
256	Storm Water Drain	Construction of Strom Water Drain From Don Bosco School to Raghavendra temple in Hosapete city	1	1.98	100	1.28	completed
257	Parks	PARK @ LIC and RING ROAD in HOSPET	1	1.44	100	1.42	completed
258	Parks	Development of children park at RAJIV NAGAR	1	0.85	100	0.85	completed
259	Parks	Development of children park at Phoolban	1	0.62	100	0.62	completed
260	Parks	Construction and improvement of park at Ward no.22, Gavisiddeshwar nagar and Ward no. 28 M.J nagar, 7th cross	1	0.97	100	0.85	completed
261	Urban Transport	Foot path Improvements from Railway station circle to Moorangadi Circle	1	2.10	90	1.77	Work in progress
262	Urban Transport	Foot path Improvements from Kanakadasa circle to Valmiki Circle	1	3.35	100	2.69	completed
263	Urban Transport	Provision of dedicated bicycle lane from Kanakadasa Circle to Udyog petrol pump	1	0.55	42	0.12	Work in progress
Grand Total of Hospet =			15	171.96		110.99	

Amount in crore

Sl.No	Sector	Project Name	No.of projects	Appraised cost	Physical progress in %	Expenditure	Status of work
20)City: Kolar							
264	Water Supply	Providing Water Supply Scheme To Kolar City	1	8.52	100	7.87	completed
265	Water Supply	WS to Kolar (Additional Allocations)	1	9.5	75	9.2	Work in progress
266	Sewerage	Providing Comprehensive UGD Scheme to Kolar city.	1	68.39	80	55.08	Work in progress
267	Sewerage	Providing and laying of 610mm dia meter MS encasing pipe along with allied works by Horizontal Direction Drilling (HDD) method crossing	1	0.45	100	0.48	completed
268	Storm Water Drain	Improvement of construction of storm water drain from stadium to KSRTC bus stand	1	0.26	100	0.3	completed
269	Storm Water Drain	Construction of SWD Keelukote Janatha colony to Railway track	1	5.32	50	2.8	Work in progress
270	Storm Water Drain	Construction of SWD at Stadium to via KSRTC Bus Stand to Rahamthanagara Rajakaluve Kolar CMC limits under AMRUT Scheme	1	3.03	100	2.35	completed
271	Storm Water Drain	Construction of SWD Karanjikatte Khadripura main road Jogappa house to Shanthi Nagara Raja Kaluve Kolar CMC limits under AMRUT Scheme	1	3.07	100	2.87	completed
272	Storm Water Drain	Construction of SWD Sulthan Tippasandra to via Railway track Kolar CMC limits under AMRUT Scheme	1	2.5	100	2.28	completed
273	Storm Water Drain	Construction of SWD RTO office Rajakaluve to railway station road Kolar CMC limits under AMRUT Scheme	1	2.96	90	2.37	Work in progress
274	Storm Water Drain	Construction of SWD New extension OA Srinivasagowda house to Doom light circle & Railway track Kolar CMC limits under AMRUT Scheme	1	2.21	100	1.99	completed

Amount in crore

Sl.No	Sector	Project Name	No.of projects	Appraised cost	Physical progress in %	Expenditure	Status of work
275	Storm Water Drain	Construction of SWD Shahidnagara to via Chamundinagara to Tekal road Kolar CMC limits under AMRUT Scheme	1	1.85	90	1.21	Work in progress
276	Storm Water Drain	Construction of SWD Khadripura main road via Bhovi Colony to Rahamathnagara Raja kaluve Kolar CMC limits under AMRUT Scheme	1	1.03	100	0.98	completed
277	Storm Water Drain	Construction of SWD Keelukote OHF to Railway track Kolar CMC limits under AMRUT Scheme	1	0.99	100	0.98	completed
278	Storm Water Drain	Construction of SWD Kurubara pet and Kanakanapalya to Kolaramma tank bed area Kolar CMC limits under AMRUT Scheme	1	0.95	100	0.96	completed
279	Storm Water Drain	Construction of SWD Rahamathanagara main road Railway track to Srinivasapura circle both side. Kolar CMC limits under AMRUT Scheme.	1	2.87	100	2.32	completed
280	Storm Water Drain	Construction of SWD Harohalli and Chowdeshwari nagara, Nanda Gokal School to NH road Kolar CMC limits under AMRUT Scheme	1	1.77	100	1.23	completed
281	Storm Water Drain	Construction of SWD Noor Nagara to PWD Quatros via to Srinivasapura circle Kolar CMC limits under AMRUT Scheme	1	0.32	100	0.17	completed
282	Storm Water Drain	Construction of SWD from Railway track to Rahamatullanagar Raj Kaluve Kolar CMC limits under AMRUT Scheme	1	3.42	100	3.28	completed
283	Storm Water Drain	Construction of SWD at Kodikannuru to Manigatta road Kolar CMC limits under AMRUT Scheme	1	3.86	100	3.29	completed
284	Storm Water Drain	Construction of SWD at Chokka Convention hall Kolar CMC limits under AMRUT Scheme	1	0.43	100	0.46	completed

Amount in crore

Sl.No	Sector	Project Name	No.of projects	Appraised cost	Physical progress in %	Expenditure	Status of work
285	Storm Water Drain	Construction of SWD at Manjunatha house to Rahamathulla nagar Rajakaluve Kolar CMC limits under AMRUT Scheme	1	0.61	100	0.57	completed
286	Storm Water Drain	Construction of SWD at KM Prakash House to Existing Drain at Railway track Kolar CMC limits under AMRUT Scheme	1	0.37	100	0.13	completed
287	Parks	Development of Park at Chikkachannanjappa water works area.	1	0.85	100	0.76	completed
288	Parks	Proposed Green space layout at Chikkananjappa park	1	0.96	100	0.77	completed
289	Parks	Development of park at Sarvagna layout	1	0.29	100	0.1	completed
290	Parks	Development of park at Plasandra Layout park	1	0.15	100	0.11	completed
291	Parks	Development of park at Kuvempu nagara	1	0.33	100	0.14	completed
292	Parks	Development of Park at Dharma nagar	1	0.16	100	0.04	completed
293	Parks	Proposed Park ward no 3 Kote area Sri Kanteshwara pump house behind park, Kolar	1	0.56	100	0.47	completed
294	Parks	Proposed park layout in CMC Office premises Kolar	1	0.2	100	0.18	completed
295	Parks	Proposed Park Layout at Eyregowda nagar BEML, Kolar	1	0.49	100	0.41	completed
296	Parks	Proposed park layout at ward no.1, Yamaka Layout	1	1.14	100	1.12	completed
297	Parks	Proposed Park layout at ward no .14 & 15 jayanagar, Kolar	1	1.57	100	1.52	completed
298	Parks	Proposed Park layout at ward no.28, siddeshwar temple Kolar	1	0.29	100	0.21	completed
299	Urban Transport	Construction of Two Foot over Bridges near KSRTC Bus stand and MB Road.	1	0.4	0	0	Work in progress
Grand Total of Kolar =			36	132.08		109.0	
21)City: Mandya							
300	Water Supply	3rd Stage Water Supply Scheme To Mandya City Under AMRUT	1	113.46	98	117.00	Work in progress

Amount in crore							
Sl.No	Sector	Project Name	No.of projects	Appraised cost	Physical progress in %	Expenditure	Status of work
301	Water Supply	Water Supply to Mandya (Additional Allocations)	1	9.02	100	7.50	completed
302	Sewerage	Remodelling and Rejuvenation of Under Ground Drainage System to Mandya city	1	6.57	100	4.99	completed
303	Sewerage	Providing UGD facilities to Mandya city (Additional grant)	1	8.04	100	8.23	completed
304	Parks	Development of Sudhir Park in Svarna sandra and jodi park in Kuvempu nagar Mandya CMC limit	1	0.36	100	0.36	completed
305	Parks	Development Of Shivananjappa Park , Venkatagiriyyappa Park , Balamuri Ganapathi Park, Chamundeshawri Nagar Park, Someshwara Samudhaya Bhavan Park In Mandya Cmc Limits	1	0.27	100	0.25	completed
306	Parks	Development Of Bhalabhavan Park At Ward No 19 Ashoka Nagar	1	0.37	100	0.39	completed
307	Parks	Providing & Fixing Open Gym Equipments At Bhalabhavan Park, Jodi Park, Sudder Park , Shivanajappa Park , Balamuri Ganapathi Temple Park, Venkatagiriyyappa Park & Someshwara	1	0.37	100	0.37	completed
308	Parks	Providing & Fixing Childrens Playing Equipments At Bhalabhavan Park, Jodi Park, Sudder Park , Shivanajappa Park , Balamuri Ganapathi Temple Park,	1	0.22	100	0.22	completed
309	Parks	Bhalabhavan Park, Jodi Park, Sudder Park , Shivanajappa Park , Venkatagiriyyappa Park In Cmc Mandya Limit.	1	0.13	100	0.12	completed
Grand Total of Mandya =			10	138.81		139.44	
22)City: Raichur							
310	Water Supply	Improvement water supply scheme to Raichur city under AMRUT	1	54.26	100	47.06	completed
311	Sewerage	UGD to Yeramaras zone with 5.5 MLD STP & Hosur Zone in Raichur city under AMRUT	1	93.20	100	84.18	completed
312	Sewerage	Providing UGD scheme for Raichur city (Additional grant)	1	15.46	100	13.2	completed
313	Sewerage	Providing UGD works in Eklaspur, Ashkihal and missing links in Ward no. 13 to 22 Raichur City under AMRUT Saving Amount	1	9.06	65	4.73	Work in progress

Amount In crore

Sl.No	Sector	Project Name	No.of projects	Appraised cost	Physical progress in %	Expenditure	Status of work
314	Parks	Development of park with Children friendly components - Mehboob Gulshan Park.	1	0.67	100	0.67	completed
315	Parks	Development of park with Children friendly components - Devaru Colony Park.	1	0.86	100	0.86	completed
316	Parks	Development of Park With Children Friendly Component-Savitri Colony Park	1	0.29	100	0.28	completed
317	Parks	Development of Park With Children Friendly Component-IDSMT Layout	1	0.30	100	0.27	completed
318	Parks	Development of Park With Children Friendly Component- Jawahar Nagar	1	0.25	100	0.24	completed
319	Parks	Development of childrens park Balanagama colony	1	0.30	100	0.25	completed
320	Parks	Development of childrens park in Kalyani nagar	1	0.50	100	0.49	completed
Grand Total of Raichur =			11	175.15		152.23	
23)City:Ranebennur							
321	Water Supply	Construction of Works and Services for Operation and Management of 24 x 7 Water Supply System	1	96.36	100	96.49	completed
322	Water Supply	Restoration of Gangajala Doddakere lake	1	19.87	100	19.87	completed
323	Parks	Development of Park R.S No. 7 & 76 Gourishankar nagar in ward no 31	1	0.49	100	0.48	completed
324	Parks	Development of Green space and park @ ward no.31 Ishwar Nagar , Magod road	1	0.23	100	0.22	completed
325	Parks	Development of Green space and Parks @ ward no 29 Maruti nagar	1	0.21	100	0.21	completed
326	Parks	Development of Green space and park @ ward no 30 Kanakadas Nagar,	1	0.21	100	0.21	completed

							Amount in crore
Sl.No	Sector	Project Name	No.of projects	Appraised cost	Physical progress in %	Expenditure	Status of work
327	Parks	Development of Green space and park @ ward no 28 Maruti nagar in R.S.No.311 (park No-1)	1	0.22	100	0.22	completed
328	Parks	Development of Green space and park @ ward no 31 Gourishankar Nagar	1	0.21	100	0.19	completed
329	Parks	Development of Green space and park @ ward no 31 Ishwar Nagar	1	0.23	100	0.18	completed
330	Parks	Development of Green space and Parks @ Ward no 4 Adavi Anjaneya Badavane	1	0.20	100	0.18	completed
331	Parks	Development of Green space and park @ ward no 24 Banashankari Nagar	1	0.21	100	0.21	completed
Grand Total of Ranebennur =			11	118.4		118.46	
24)City: Robertsonpet							
332	Water Supply	Providing Water Supply Scheme to Robertsonpet (KGF) City.	1	53.72	62	31.64	Work in progress
333	Water Supply	WS to Robertsonpet (Additional Allocation)	1	11.96	100	14.09	completed
334	Sewerage	Providing UGD Scheme to Robertsonpet (KGF) City.	1	40.40	100	34.28	completed
335	Sewerage	Providing UGD Scheme to W.No- 26 Robertsonpet (KGF) City.	1	4.22	100	2.4	completed
336	Sewerage	Providing 5MLD MBBR Sewerage treatment plant	1	5.61	75	3.61	Work in progress
337	Parks	Development of Park at Lourdhunagar, Robertsonpet, CMC KGF.	1	0.28	100	0.24	completed
338	Parks	Development of Park at Gowthamnagar, Robertsonpet, CMC KGF.	1	0.18	100	0.14	completed
339	Parks	Improvement of Park at Opposite Flour Mill, ST Block, Oorgaum.	1	0.19	100	0.17	completed
340	Parks	Improvement of Park at ET Block, Ward No.16.	1	0.17	100	0.15	completed
341	Parks	Development of Park at Championreefs, M-Block, Robertsonpet, CMC KGF.	1	0.29	100	0.24	completed

Amount in crore

Sl.No	Sector	Project Name	No. of projects	Appraised cost	Physical progress in %	Expenditure	Status of work
342	Parks	Construction of Compound walls grills,walk path with green space at Married Quarters Area,Championreef park, CMC,KGF	1	0.55	92	0.44	Work in progress
343	Parks	Improvement of Park at Bullens Band Lane,Ward No.7	1	0.26	100	0.23	completed
344	Parks	Development of Park at School of Mines, Robertsonpet,CMC KGF.	1	0.41	100	0.38	completed
345	Parks	Improvement of Park at Opposite RTO Office near New Oriental Lane,Ward No.5.	1	0.21	100	0.18	completed
346	Parks	Improvement of Park near Five Lights Area	1	0.26	100	0.24	completed
347	Storm Water Drain	Construction of SWD from Oriental Bridge to Ashoknagar Bridge,BM Road in KGF CMC limits under AMRUT scheme.	1	2.62	100	2.60	completed
348	Storm Water Drain	Construction of SWD from Hendry's 2nd line to Hendry's Main Bridge,Ward No.6,CMC Robertsonpet,KGF.	1	0.39	100	0.44	completed
349	Storm Water Drain	Construction of SWD from Ashoknagar Bridge to Muneshwara Temple,Ward No.19,CMC Robertsonpet,KGF.	1	2.49	100	2.08	completed
350	Storm Water Drain	Construction of SWD from Gangamma Temple to 3rd Cross, Swarnanagar,Ward No.22,CMC Robertsonpet,KGF.	1	0.3	100	0.00	completed
351	Storm Water Drain	Construction of SWD from Swarnanagar Pump House to Swarnanagar Lake,Ward No.22,CMC Robertsonpet,KGF.	1	0.38	100	0.38	completed
352	Storm Water Drain	Construction of SWD from North Gilberts to Susaipalyam Main Bridge,Ward No.8,CMC Robertsonpet,KGF.	1	1.32	100	1.31	completed
353	Storm Water Drain	Construction of SWD from Nandydurg Club to Jwala Petrolbunk,Ward No.7 & Jwala Petrobunk to Ashoknagar Bridge,Ward No.17.CMC	1	3.97	100	3.91	completed

Amount in crore							
Sl.No	Sector	Project Name	No.of projects	Appraised cost	Physical progress in %	Expenditure	Status of work
354	Storm Water Drain	Construction of SWD from Electric Colony to Malayali Lane,Ward No.17 & ST Block bridge to Jwala Petrolbunk, Ambedkar Road,Ward No 15,CMC	1	1.61	100	1.59	completed
355	Storm Water Drain	Construction of SWD from BM Road, Sumathinagar to Gowthamnagar 2nd Stage,Ward No.31,CMC	1	1.17	100	0.77	completed
356	Storm Water Drain	Construction of SWD from Subbarao House to Pipeline Road,Nachapalli,Ward No.29.Kuntigangamma Temple Pipeline road to Samvath Mosaic Tiles	1	2.34	100	2.28	completed
357	Storm Water Drain	Construction of SWD from MG Market Doddi to Bowrilalpet Drain,Ward No.23 & Bowrilalpet Bridge to Oorgaumpet,Ward No.19,CMC Robertsonpet,KGF	1	3.99	100	3.80	completed
358	Urban Transport	Construction & Improvement of footpath from Surajmull Circle to Saldana Circle(2015-2016)	1	0.83	100	0.77	completed
359	Urban Transport	Construction & Improvement of footpath from Oorgaum railway station to Surajmull Circle	1	1.52	100	1.36	completed
360	Urban Transport	Construction & Improvement of footpath from Prichard road to Rajkumar Circle	1	0.66	11	0.00	Work in progress
361	Urban Transport	Construction & Improvement of footpath from Geetha road to Rajkumar Circle	1	0.61	60	0.24	Work in progress
362	Urban Transport	Construction & Improvement of footpath from Suvarnanagar to Rajkumar Circle	1	0.72	10	0.00	Work in progress
363	Urban Transport	Construction & Improvement of footpath from Andersonpet to Gilbert Circle	1	0.65	85	0.45	Work in progress
364	Urban Transport	Construction & Improvement of footpath from Surajmull Circle to Gandhi Circle & Construction of Bus Shelters @ Oorgaum Railway Station(2 No.), Swarna Circle(1 No.) & Construction of High Raised Pedestrian crossing along Footpath @	1	0.35	80	0.13	Work in progress

Amount in crore

Sl.No	Sector	Project Name	No. of projects	Appraised cost	Physical progress in %	Expenditure	Status of work
365	Urban Transport	Construction & Improvement of footpath from Saldana Circle to KSRTC Depot.	1	1.56	100	1.23	completed
Grand Total of Robertsonpet =			34	146.19		111.77	
25)City: Udupi							
366	Water Supply	Bulk water supply improvement	1	119.52	60	77.28	Work in progress
367	Water Supply	24x7 water supply	1	12.01	87	7.18	Work in progress
368	Parks	Development of Park at Subramanya Nagara.	1	0.31	100	0.31	completed
369	Parks	Development of Bhujanga Park-II	1	0.31	100	0.29	completed
370	Parks	Improvements of green space and parks at Bhujanga Park, Ajjarakac.	1	0.2	100	0.19	completed
371	Parks	Children Equipment and Open gym equipment in Subramanya and Bujanga park	1	0.16	100	0.16	completed
Grand Total of Udupi =			6	132.51		85.41	
26)City: Badami							
372	Water Supply	construction of storage reservoirs and distribution network and house service connections to uncovered area at Badami town" under AMRUT scheme.	1	8.49	100	8.36	completed
373	Swearge	Providing UGD network in uncovered area with HSC and rehabilitation of existing sewer	1	15.00	100	15.28	completed
374	Swearge	UGD scheme to Badami	1	7.80	100	7.31	completed
375	Storm Water Drain	Construction of RCC Drain at Teepu Nagar from sabarapadi Daraga to Bus stand Division No:1 of Badami Town(Ch 0-240 M)	1	0.42	100	0.49	completed
376	Storm Water Drain	Construction of Storm Water Drain from Dr.Ambedkar Bhavan. To Existing Drain at Badami	1	0.74	100	0.72	completed
377	Storm Water Drain	Construction of Storm water drain at Vegetable market in Badami	1	0.36	100	0.36	completed


Amount in crore

Sl.No	Sector	Project Name	No.of projects	Appraised cost	Physical progress in %	Expenditure	Status of work
378	Storm Water Drain	Construction of Storm water drain from behind Pulikeshi school to Ramadurga road nala in Badami	1	1.02	100	1.01	completed
379	Parks	Improvement of House area Park at Anand Nagar Park+Tippu Nagar+Guled Lakavva Park at Badami	1	0.21	100	0.21	completed
380	Parks	Proposed Green space layout at 1. Garden Colony Badami 2. Laxmi Garden Vidyanagar Badami 3. Chalukya Nagar Badami	1	0.36	100	0.39	completed
381	Urban Transport	Footpath, Pedestrian refuge & Parking Improvement from KVG Bank to Basaveshwar Circle in Badami	1	0.73	100	0.72	completed
Grand Total of Badami=			10	35.13		34.85	
27) City, Bangalore							
382	Water Supply	Byatarayanapura work (110 villages) Providing Water Supply facilities to Byatarayanapura zone area under 110 villages of BBMP	1	177.22	99	193.19	Work in progress
383	Water Supply	Providing and laying Clear Water Pipeline from GKVK Reservoir to HBR Reservoir	1	45.12	100	50.41	completed
384	Water Supply	Slum Development component & Implementation of Water Supply facilities to balance Slums (91Nos) in Core area of Bangalore	1	14.89	100	14.61	completed
385	UGD	Work of Providing Sewerage System to extended areas of erstwhile R.R Nagar & Kengeri TMC areas under AMRUT	1	54.64	100	57.85	completed
386	UGD	Work of Providing Trunk Sewer from Ranganatha Colony to V-Valley Treatment Plant.	1	46.28	100	56.48	completed

Amount in crore							
Sl.No	Sector	Project Name	No. of projects	Appraised cost	Physical progress in %	Expenditure	Status of work
387	UGD	Construction of 10MLD Capacity Sewage Treatment Plant at Hulimavu	1	19.79	100	22.99	completed
388	UGD	Construction of 5MLD Capacity Sewage Treatment Plant at Sarakki	1	13.27	100	13.28	completed
389	UGD	Construction of 35 MLD Capacity Sewage Treatment Plant at Agaram	1	53.63	100	52.97	completed
390	UGD	Construction of Pump House at Koramangala Sports Complex and Laying of rising main from Sports Complex to K & C Valley Treatment Plant - Rising Main	1	34.57	98	39.34	Work in progress
391	UGD	Construction of 20MLD Waste Water Treatment Plant at K R Puram	1	26.40	100	27.13	completed
392	UGD	Construction of 5MLD Capacity Sewage Treatment Plant at Chikka Begur	1	13.27	100	15.89	completed
393	UGD	Construction of Pump House at Koramangala Sports Complex and laying of rising main from Sports Complex to K & C Valley Treatment Plant - ISPS with allied works	1	60.70	100	71.68	completed
394	UGD	Package - S4A Environmental Action plan	1	95.72	100	98.9	completed
395	UGD	Package - S4B	1	92.59	96	78.88	Work in progress
396	UGD	Package - S4C	1	85.79	100	91.11	completed
397	UGD	Package - S4D i) Vrishabhavathy Valley ii) Kethmaranahalli and Arkavathi Valley iii) Kathriguppe Valley	1	85.54	92	89.63	Work in progress
398	Parks	Development of Green Spaces and Parks to Nehru Block Park, BDA Officers Quarters, Ward-115, Vannarpet, B & C Block, East Zone.	1	2.06	100	1.72	completed
399	Parks	Development of Green Spaces and Parks to Poorna Pragyaana Layout 29th Main Road, 37 and 38 cross road Uttarahalli Park, Ward-184, Uttarahalli, Bommanahalli Zone.	1	2.04	100	2.02	completed

Amount in crore

Sl.No	Sector	Project Name	No.of projects	Appraised cost	Physical progress in %	Expenditure	Status of work
400	Parks	Development of Green Spaces and Parks to Andrahalli Lake Park, Ward-40, Doddabidarekallu, R.R.Nagar Zone.	1	2.40	100	2.38	completed
401	Parks	Development of Green Spaces and Parks to Vin Field Layout Main Road Park, Ward-5 Jakkur, Yelahanka Zone	1	2.24	100	2.23	completed
402	Parks	Development of Green Spaces and Parks to Bhirathi Park, Ward-54 Hoodi, Mahadevpura Zone.	1	1.59	100	1.59	completed
403	Parks	Development of Green Spaces and Parks to Mallasandra Gutte Park, Ward-13 Mallasandra, Dasarahalli Zone.	1	2.35	10	0	Work in progress
404	Parks	Development of Green Spaces and Parks to Mestri Layout park, Koramangala Ward No.151, South Zone	1	2.35	100	2.32	completed
405	Parks	Development of Green Spaces and Parks to Gundu Thopu Park(Bhirathi), Ward No-54	1	0.95	100	0.94	completed
406	Parks	Development of Green Spaces and Parks to Mahadev Banakar Park, Ward No. 108, West Zone	1	1.28	100	1.21	completed
407	Parks	Development of Green Spaces and Parks to Kanakadasa Park, Govindarajanagar-Ward No.104, West Zone.	1	2.50	100	2.5	completed
Grand Total of Bangalore =			26	939.18		991.25	
Total=			407	4912.62		4227.90	




Bidar AMRUT Works										
Amount in crore										
Sl.No	Sector	Project Name	No. of projects	SHPSC approved cost in cr	Tender Awarded cost	Gol Approved cost	Physical progress in %	Financial progress in cr	Releases	
									Grants released GoI+GoK	ULB Share released
1	Sewerage	Providing UGD Scheme to Bidar City under AMRUT	1	98.29	108.85	98.29	100	98.14	110.81	34.49
2	Sewerage	Providing UGD Scheme to Bidar City in zone-3 under AMRUT	1	57.79	58.62	57.79	75	40.06		
3	Sewerage	Providing UGD works in Bidar Zone-3 & Zone-1 leftout areas in Bidar City under AMRUT Savings Amount	1	17.71	17.71	17.71	65	7.35		
Total of Sewerage =			3	173.79	185.18	173.79		145.55		
3	Parks	Development of Childrens Park near Gulzar Theater and park in Nandi Colony	1	0.80	0.73	0.73	100	0.55	1.11	1.37
4	Parks	Development of park @ haq colony Under AMRUT	1	0.50	0.4	0.4	100	0.37		
5	Parks	Development of Metre layout park Under AMRUT	1	0.85	0.81	0.81	100	0.77		
6	Parks	Development of Park at New andharsh colony Under AMRUT	1	0.35	0.34	0.34	42	0.13		
7	Parks	Development of Vishveshwaral park, Under AMRUT	1	0.70	0.73	0.7	100	0.65		
Total of Parks =			5	3.2	3.01	2.98		2.47		
Grand Total of Bidar =			8	176.99	188.19	176.77		148.02	111.92	35.86

Handwritten signature

Handwritten signature

ABSTRACT REPORT

62/2023

SFC UNTIED PROGRAMME

Rs. in Lakhs

SL.NO	District	Name Of the Town	ULB Type	Year	Grants Allocation	Grants Released	Expenditure
1	Bidar	Aurad	TP	2018-19	133.21	82.5	69.0216
2	Bidar	Basavakalyan	CMC	2018-19	321.77	260.75	224.21
3	Bidar	Bhalki	TMC	2018-19	186.68	116	49.3256
4	Bidar	Bidar	CMC	2018-19	841.47	521.5	497.05
5	Bidar	Chittaguppa	TMC	2018-19	162.29	131.25	130.96
6	Bidar	Hallikhed	TMC	2018-19	154	80.25	37.9286
7	Bidar	Humnabad	TMC	2018-19	201.69	125.5	137.5161
				TOTAL	2001.11	1317.75	1146.0119
1	Bidar	Aurad	TP	2019-20	114	85.5	33.47
2	Bidar	Basavakalyan	CMC	2019-20	275	275	221.04
3	Bidar	Bhalki	TMC	2019-20	159	159	36.45
4	Bidar	Bidar	CMC	2019-20	721	462.37	338.81
5	Bidar	Chittaguppa	TMC	2019-20	139	139	87.1355
6	Bidar	Hallikhed	TMC	2019-20	132	99	74.6994
7	Bidar	Humnabad	TMC	2019-20	173	129.75	102.6027
				TOTAL	1713	1349.62	894.2076
1	Bidar	Aurad	TP	2020-21	42.16	42.16	19.1817
2	Bidar	Basavakalyan	CMC	2020-21	101.66	101.66	82.81
3	Bidar	Bhalki	TMC	2020-21	58.6	58.6	48.7121
4	Bidar	Bidar	CMC	2020-21	189.14	189.14	209.8587
5	Bidar	Chittaguppa	TMC	2020-21	51.13	51.13	38.09
6	Bidar	Hallikhed	TMC	2020-21	48.73	48.73	28.86
7	Bidar	Humnabad	TMC	2020-21	63.98	63.98	23.19
				TOTAL	555.4	555.4	450.7025

CHIEF PROJECT OFFICER
 Urban Poverty Alleviation Programme
 Directorate of Municipal Administration
 Bangalore

ABSTRACT REPORT

SFC Drinking Water PROGRAMME


					Rs. in Lakhs		
..NO	District	Name Of the Town	ULB Type	YEAR	Grants Allocation	Grants Released	Expenditure
1	Bidar	Aurad	TP	2018-19	15	15	11.89
2	Bidar	Basavakalyan	CMC	2018-19	25	25	24.8
3	Bidar	Bhalki	TMC	2018-19	20	20	9.28
4	Bidar	Bidar	CMC	2018-19	25	25	0
5	Bidar	Chittaguppa	TMC	2018-19	20	20	0
6	Bidar	Hallikhed	TMC	2018-19	15	15	0
7	Bidar	Humnabad	TMC	2018-19	20	20	10.8066
				TOTAL	140	140	56.7766
1	Bidar	Aurad	TP	2019-20	22	22	21.68
2	Bidar	Basavakalyan	CMC	2019-20	25	25	22.31
3	Bidar	Bhalki	TMC	2019-20	26	26	16.0404
4	Bidar	Bidar	CMC	2019-20	40	40	38.63
5	Bidar	Chittaguppa	TMC	2019-20	26	26	25.22
6	Bidar	Hallikhed	TMC	2019-20	22	22	19.55
7	Bidar	Humnabad	TMC	2019-20	26	26	24.0264
				TOTAL	187	187	167.4568
1	Bidar	Aurad	TP	2020-21	5	5	4.97
2	Bidar	Basavakalyan	CMC	2020-21	10	10	7.56
3	Bidar	Bhalki	TMC	2020-21	7.5	7.5	1.52
4	Bidar	Bidar	CMC	2020-21	15	15	13.9367
5	Bidar	Chittaguppa	TMC	2020-21	7.5	7.5	0
6	Bidar	Hallikhed	TMC	2020-21	7.5	7.5	2.48
7	Bidar	Humnabad	TMC	2020-21	7.5	7.5	2.6443
				TOTAL	60	60	33.111

CHIEF PROJECT OFFICER
 National River Conservation Directorate
 Directorate of Drinking Water, Bidar
 Bidar, Karnataka
 585101

ABSTRACT REPORT
SFC UNTIED PROGRAMME

Rs. in Lakhs

SL.NO	District	Name Of the Town	ULB Type	Year	Grants Allocation	Grants Released	Expenditure
1	Yadgir	Gurumatkal	TMC	2018-19	102	82.75	90.5
2	Yadgir	Kakker	TMC	2018-19	155	125.75	104.69
3	Yadgir	Kembhavi	TMC	2018-19	119	73.5	85.55
4	Yadgir	Shahapura	CMC	2018-19	240	194.5	194.5
5	Yadgir	Shorapura	CMC	2018-19	280	173.5	180.36
6	Yadgir	Yadgir	CMC	2018-19	326	202.5	222.4516
				TOTAL	1222	852.5	878.0516
1	Yadgir	Beemarayanagudi	NAC	2019-20	93	69.75	0
2	Yadgir	Gurumatkal	TMC	2019-20	87	87	52.3789
3	Yadgir	Kakker	TMC	2019-20	133	99.75	92.45
4	Yadgir	Kembhavi	TMC	2019-20	101	75.75	84.1304
5	Yadgir	Shahapura	CMC	2019-20	206	206	189.74
6	Yadgir	Shorapura	CMC	2019-20	239	239	209.503
7	Yadgir	Yadgir	CMC	2019-20	281	180	149.24
				TOTAL	1140	957.25	777.4423
1	Yadgir	Gurumatkal	TMC	2020-21	31.99	31.99	22.58
2	Yadgir	Kakker	TMC	2020-21	49.33	49.33	42.46
3	Yadgir	Kembhavi	TMC	2020-21	37.37	37.37	21.698
4	Yadgir	Shahapura	CMC	2020-21	76.24	76.24	49.85
5	Yadgir	Shorapura	CMC	2020-21	88.5	88.5	81.8104
6	Yadgir	Yadgir	CMC	2020-21	73.66	73.66	61.115
				TOTAL	357.09	357.09	279.5134


CHIEF PROJECT OFFICER
 Urban Poverty Alleviation Division
 Directorate of Municipal Administration
 Bangalore

ABSTRACT REPORT

SFC Drinking Water PROGRAMME

					Rs. in Lakhs		
SL.NO	District	Name Of the Town	ULB Type	YEAR	Grants Allocation	Grants Released	Expenditure
1	Yadgir	Gurumatkal	TMC	2018-19	30	30	24.6135
2	Yadgir	Kakkera	TMC	2018-19	30	30	24.07
3	Yadgir	Kembhavi	TMC	2018-19	30	30	27.54
4	Yadgir	Shahapura	CMC	2018-19	55	55	42.13
5	Yadgir	Shorapura	CMC	2018-19	55	55	44.98
6	Yadgir	Yadgir	CMC	2018-19	55	55	37.55
				TOTAL	255	255	200.8835
1	Yadgir	Gurumatkal	TMC	2019-20	26	26	23.76
2	Yadgir	Kakkera	TMC	2019-20	26	26	23.62
3	Yadgir	Kembhavi	TMC	2019-20	26	26	23.2
4	Yadgir	Shahapura	CMC	2019-20	30	30	23.95
5	Yadgir	Shorapura	CMC	2019-20	30	30	26.72
6	Yadgir	Yadgir	CMC	2019-20	30	30	24.25
				TOTAL	168	168	145.5
1	Yadgir	Gurumatkal	TMC	2020-21	7.5	7.5	3.658
2	Yadgir	Kakkera	TMC	2020-21	7.5	7.5	3.49
3	Yadgir	Kembhavi	TMC	2020-21	7.5	7.5	3.74
4	Yadgir	Shahapura	CMC	2020-21	10	10	4.95
5	Yadgir	Shorapura	CMC	2020-21	10	10	3.81
6	Yadgir	Yadgir	CMC	2020-21	15	15	10.0965
				TOTAL	57.5	57.5	29.7445

CHIEF PROJECT OFFICER
 Urban Poverty Alleviation Unit
 Directorate of Municipal Administration
 Bangalore

ABSTRACT REPORT**SFC Special Grants PROGRAMME**

Rs. in Lakhs

SL.NO	District	Name Of the Town	ULB Type	YEAR	Grants Allocatlon	Grants Released	Expenditure
1	Bidar	Aurad	TP	2019-20	300	181.46	180.88
				TOTAL	300	181.46	180.88
2	Bidar	Basavakalyan	CMC	2020-21	1000	0	0
				TOTAL	1000	0	0
1	Yadgir	Kembhavi	TMC	2018-19	200	150	0
2	Yadgir	Shahapura	CMC	2018-19	400	400	403.1
				TOTAL	600	550	403.1
1	Yadgir	Kakkera	TMC	2019-20	200	200	149.5
2	Yadgir	Shorapura	CMC	2019-20	300	235	39.5
3	Yadgir	Yadgir	CMC	2019-20	400	191	188.44
				TOTAL	900	626	377.44

CHIEF OFFICER

District Engineer, Bangalore
State Institute of Municipal Administration
Bangalore

ಅನುಬಂಧ 4(ರೂ ಲಕ್ಷಗಳಲ್ಲಿ)

ಕ್ರ.ಸಂ.	ಜಿಲ್ಲೆಯ ಹೆಸರು	ನಗರ ಸ್ಥಳೀಯ ಸಂಸ್ಥೆ ಹೆಸರು	2018-19		2019-20		2020-21	
			ಬಿಡುಗಡೆ	ಬಾಕಿ	ಬಿಡುಗಡೆ	ಬಾಕಿ	ಬಿಡುಗಡೆ	ಬಾಕಿ
1	ಬೀದರ	ನಗರಸಭೆ ಬೀದರ	135.20	0.00	33.467	0.000	170.131	399.609
2		ನಗರಸಭೆ ಬಸವಕಲ್ಯಾಣ	0.00	0.00	12.000	0.000	57.907	120.133
3		ಪುರಸಭೆ ಭಾಲ್ಕಿ	71.33	0.00	0.000	0.000	36.890	271.110
4		ಪುರಸಭೆ ಹುಮ್ಮಾಬಾದ	0.00	0.00	0.000	0.000	37.103	124.467
5		ಪುರಸಭೆ ಚಿಟಗುಪ್ಪ	0.00	0.00	3.060	0.000	22.397	112.263
6		ಪುರಸಭೆ ಹಳ್ಳಿಓಡ(ಬಿ)	50.00	0.00	0.000	0.000	5.000	0.000
7		ಪಟ್ಟಣ ಪಂಚಾಯತ ಜಿರಾದ(ಬಿ)	0.00	0.00	0.000	0.000	21.736	172.184
ಒಟ್ಟು			256.53	0.00	48.53	0.00	351.16	1199.77
1	ಯಾದಗಿರಿ	ಯಾದಗಿರಿ,ನಗರಸಭೆ	0.00	0.00	131.90	131.90	156.54	156.54
2		ಶಹಪುರ,ನಗರಸಭೆ	0.00	0.00	99.67	99.67	191.64	191.64
3		ಸುರಪುರ,ನಗರಸಭೆ	13.53	13.53	127.83	127.83	55.42	55.42
4		ಗುರುಮಿಟ್ಟಲ್,ಪುರಸಭೆ	0.00	0.00	55.60	55.60	15.94	15.94
5		ಕಕ್ಕೇರಾ,ಪುರಸಭೆ	0.00	0.00	0.00	0.00	33.72	33.72
6		ಕೆಂಬಾವಿ,ಪುರಸಭೆ	1.53	1.53	7.73	7.73	8.28	8.28
7		ಹುಣಸಗಿ,ಪಟ್ಟಣ ಪಂಚಾಯತಿ	0.00	0.00	0.00	0.00	0.00	0.00
ಒಟ್ಟು			15.07	15.07	422.74	422.74	461.54	461.54

(೧೦೦೦ ಸ್ಪೆಷಿಯಲಿಸ್ಟ್)

Executive Engineer
Shelalatta
Directorate of Municipal Administration
Bangalore.

ಬಿಜ್ಜೆಸ್ ಅಭಿವೃದ್ಧಿ ಬ್ಯಾಂಕ್ ನೆರವಿಗೆ "ಉತ್ತರ ಕರ್ನಾಟಕ ನಗರ ಪಾಲಯ ಬಂಡವಾಳ ಮೂಡಿಕಾ ಕಾರ್ಯಕ್ರಮ" ದಡಿ ಯಾದಗಿರಿ ಮತ್ತು ಬೀದರ್ ಜಿಲ್ಲೆಯಲ್ಲಿ ಕೈಗೊಂಡಿರುವ ಕಾಮಗಾರಿಗಳ ವಿವರ.

ಕ್ರ. ಸಂ.	ಜಿಲ್ಲೆ	ನಗರ ಸ್ಥಳೀಯ ಸಂಸ್ಥೆ	ಕಾಮಗಾರಿ ಹೆಸರು	ಪರಿಷ್ಕೃತ ಸುತ್ತಿನ ಮೊತ್ತ (ರೂ.ಕೋಟಿ)	ಸುತ್ತಿಗೆದಾರರ ಹೆಸರು	ವಿರ್ಜಿ ಮೂಡಿದ ಮೊತ್ತ (ರೂ.ಕೋಟಿ)			ಒಟ್ಟು ವಿರ್ಜಿ ಮೊತ್ತ (ರೂ.ಕೋಟಿ)	ಪರ
						2019-20	2020-21	2021-22		
1	ಯಾದಗಿರಿ	ಯಾದಗಿರಿ	24/7 ನಿರಂತರ ನೀರು ಸರಬರಾಜು ಕಾಮಗಾರಿ (ಪ್ರಾ.ಕೋಟಿ-04ಬಿಡಿಆರ್01).	15.5	ಮೆ//ವಿಶ್ವೇಶ್ವರ ಇನ್ಫ್ರಾಸ್ಟ್ರಕ್ಚರ್ಸ್ ಲಿ.	1.86 (0.32 O&M)	0.21 (0.24 O&M)	0.65 (0.65 O&M)	14.57	ಕಾಮಗಾರಿ ಪೂರ್ಣಗೊಂಡಿದೆ.
2	ಯಾದಗಿರಿ	ಬೀದರ್	ಬೀದರ್-02 ಪ್ರವಾಹ ನಿವಾರಣಾ ಕಾಮಗಾರಿ (ಪ್ರಾ.ಕೋಟಿ-03ಬಿಡಿಆರ್02)	8.84	ಮೆ//ಆರ್.ಎಸ್.ಎಸ್. ಇನ್ಫ್ರಾಸ್ಟ್ರಕ್ಚರ್ಸ್ ಲಿ.		0.21		8.84	ಕಾಮಗಾರಿ ರದ್ದುಪಡಿಸಲಾಗಿದೆ. ಏರ್ಪಡಿಸಿದ ಸರಕು ಮತ್ತು ಸಾಮಗ್ರಿಯನ್ನು ಕೈಪಿಡಿ ಮಾಡಲಾಗಿದೆ.
3	ಬೀದರ್	ಬೀದರ್	ಹೊಸ ಸಗಟು ನೀರು ಸರಬರಾಜು ಪ್ರವಾಹ ನಿವಾರಣಾ ಕಾಮಗಾರಿ (ಪ್ರಾ.ಕೋಟಿ-02ಬಿಡಿಆರ್01)	27.14	ಮೆ//ಮೆಫಾ ಇಂಜಿನಿಯರ್ಸ್ ಮತ್ತು ಇನ್ಫ್ರಾಸ್ಟ್ರಕ್ಚರ್ಸ್ ಲಿ.	0.05	-	-	27.13	ಕಾಮಗಾರಿ ಪೂರ್ಣಗೊಂಡಿದೆ.
4	ಬೀದರ್	ಬೀದರ್	ವಿಶಾಲತಾ (ಕಾಲ ಸುಧಾರಣೆ) ಕಾಮಗಾರಿ (ಪ್ರಾ.ಕೋಟಿ-02ಬಿಡಿಆರ್01)	27.19	ಮೆ//ಮೆಫಾ ಇಂಜಿನಿಯರ್ಸ್ ಮತ್ತು ಇನ್ಫ್ರಾಸ್ಟ್ರಕ್ಚರ್ಸ್ ಲಿ.	0.06	-	-	27.18	ಕಾಮಗಾರಿ ಪೂರ್ಣಗೊಂಡಿದೆ.
5	ಬೀದರ್	ಬೀದರ್	24/7 ನಿರಂತರ ನೀರು ಸರಬರಾಜು ಕಾಮಗಾರಿ (ಪ್ರಾ.ಕೋಟಿ-04ಬಿಡಿಆರ್01).	35.8	ಮೆ//ವಿಶ್ವೇಶ್ವರ ಇನ್ಫ್ರಾಸ್ಟ್ರಕ್ಚರ್ಸ್ ಲಿ.	2.41 (1.81 O&M)	2.67 (O&M)	3.35 O&M	32.82	ಕಾಮಗಾರಿ ಪೂರ್ಣಗೊಂಡಿದ್ದು, ಕಾರ್ಯಾಚರಣೆ ಮತ್ತು ನಿರ್ವಹಣೆ ಪೂರ್ಣಗೊಂಡಿದೆ.
6	ಬೀದರ್	ಬೀದರ್	ಬೀದರ್-02 ಪ್ರವಾಹ ನಿವಾರಣಾ ಕಾಮಗಾರಿ (ಪ್ರಾ.ಕೋಟಿ-02ಬಿಡಿಆರ್02).	12.8	ಮೆ//ಆರ್.ಎಸ್.ಎಸ್. ಇನ್ಫ್ರಾಸ್ಟ್ರಕ್ಚರ್ಸ್ ಲಿ.		0.36	5.33	37.92	ಕಾಮಗಾರಿ ಪೂರ್ಣಗೊಂಡಿದೆ.
7	ಬೀದರ್	ಬೀದರ್	ಹೊಸ ಸಗಟು ನೀರು ಸರಬರಾಜು ಪ್ರವಾಹ ನಿವಾರಣಾ ಕಾಮಗಾರಿ (ಪ್ರಾ.ಕೋಟಿ-02ಬಿಡಿಆರ್01)	26.38	ಮೆ//ಮೆಫಾ ಇಂಜಿನಿಯರ್ಸ್ ಮತ್ತು ಇನ್ಫ್ರಾಸ್ಟ್ರಕ್ಚರ್ಸ್ ಲಿ.	-	0.12	-	25.73	ಕಾಮಗಾರಿ ಪೂರ್ಣಗೊಂಡಿದೆ.
8	ಬೀದರ್	ಬೀದರ್	24/7 ನಿರಂತರ ನೀರು ಸರಬರಾಜು ಕಾಮಗಾರಿ (ಪ್ರಾ.ಕೋಟಿ-04ಬಿಡಿಆರ್01)	54.00	ಮೆ//ವಿಶ್ವೇಶ್ವರ ಇನ್ಫ್ರಾಸ್ಟ್ರಕ್ಚರ್ಸ್ ಲಿ.	1.46	1.93 (O&M)	-	52.83	ಕಾಮಗಾರಿ ಪೂರ್ಣಗೊಂಡಿದ್ದು, ಕಾರ್ಯಾಚರಣೆ ಮತ್ತು ನಿರ್ವಹಣೆ ಪೂರ್ಣಗೊಂಡಿದೆ.

ಕಾರ್ಯ ನಿರ್ವಹಣಾಧಿಕಾರಿ
ಬಿಜ್ಜೆಸ್ ಅಭಿವೃದ್ಧಿ ಬ್ಯಾಂಕ್

ಪ್ರಾ.ಕೋಟಿ-04ಬಿಡಿಆರ್01
ಕಾರ್ಯ ನಿರ್ವಹಣಾಧಿಕಾರಿ

AMRUT Works Details							
Amount in crore							
Sl.No	Sector	Project Name	No.of projects	Appraised cost	Physical progress in %	Expenditure	Status of work
1) City: Belgavi ; District - Belgavi							
1	Water Supply	Improvement of Water Supply System	1	17.22	100	15.7	completed
2	Sewerage	Improvements to sewerage systems	1	158.04	37	50.32	Work in progress
3	Parks	Improvement to shivaji garden at SPM road Belgavi	1	0.50	100	0.5	completed
4	Parks	Improvement to shivaji park	1	1.20	100	1.33	completed
5	Parks	Improvement to hanuman nagar Belgavi	1	2.30	100	1.84	completed
Grand Total of Belgavi=			5	179.26		69.69	
2) City: Bellary ; District - Bellary							
6	Water Supply	Improvements of Water Supply System of Bellary	1	70	73	47.62	Work in progress
7	Sewerage	Providing UGD facilities	1	87.75	100	97.2	completed
8	Sewerage	Providing UGD (Additional Grants)	1	20.69	59	10.9	Work in progress
9	Parks	Development of Children friendly park at Raghavendra Colony	1	0.90	100	0.88	completed
10	Parks	Development of park, playground open theatre	1	0.73	100	0.58	completed
11	Parks	Park with children playing equipments at Raghavendra colony 2nd stage	1	0.61	100	0.56	completed
Grand Total of Bellary=			6	180.68		157.74	
3) City: Vijayapura ; District - Vijayapura							
12	Water Supply	Continuous Pressurized Water Supply twith storage and distribution	1	21.31	100	20.25	completed
13	Water Supply	Water Supply (Additional Grant)	1	156	84	142.08	Work in progress
14	Parks	Improvement of Park near Mallikarjun Ashram	1	0.48	100	0.43	completed
15	Parks	Development of Park at Anand Nagar	1	0.43	100	0.43	completed
16	Parks	Park with children friendly components in KHB colony, Solhapur Road	1	0.44	100	0.43	completed
17	Parks	Development of Park at Adarsh Nagar.	1	0.43	100	0.42	completed

							Amount in crore
Sl.No	Sector	Project Name	No.of projects	Appraised cost	Physical progress in %	Expenditure	Status of work
18	Parks	Park with children friendly components Behind BLDEA Engg.	1	0.39	100	0.39	completed
19	Parks	Park with children friendly components in Teachers colony.	1	1.54	100	1.54	completed
Grand Total of Bijapur=			8	181.02		165.97	
4)City: Davangere ; District - Davangere							
20	Water Supply	24/7 water supply under AMRUT	1	175.14	38	64.26	Work in progress
21	Parks	Development of park in Chikkamani devraj Urs layout park ward 36	1	0.47	100	0.41	completed
22	Parks	Development of park near laxmi floor mill in ward no 29	1	0.53	100	0.46	completed
23	Parks	Development of park beside swimming pool Davangere banawali 8 block in ward no 09	1	0.85	100	0.61	completed
24	Parks	Development of park in RS 37 of Shamnur village ward no 30	1	0.92	100	0.56	completed
25	Parks	Development of park in Rs No 37 of Shamanur village in Ward no 30.	1	0.93	100	0.75	completed
26	Parks	Development of Dange park in KTJ nagar	1	0.61	100	0.48	completed
27	Parks	Development of Kunduwar lake premises	1	0.25	100	0.23	completed
28	Parks	Improvement Of park at Ward No -39, 13th cross, Anjaneya Badavane	1	0.13	100	0.13	completed
29	Parks	Improvement of park at Ward No 38, Near Vidyanagar Bus-stop	1	0.13	100	0.13	completed
Grand Total of Davangere =			10	179.96		68.32	
5)City: Hubli-Dharwad ; District - Dharwad							
30	Sewerage	Providing sewerage system to twin cities	1	156.00	100	146.04	completed
31	Sewerage	Providing UGD facilities to Hubli - Dharwad (HSC)	1	15.73	100	13.88	completed
32	Parks	Improvement of Kolikere lake at Dharwad	1	2.03	67	0.75	Work in progress
33	Parks	Improvement of Kelgeri lake at Dharwad	1	2.4	100	2.24	completed
Grand Total of HDMC =			4	176.16		162.91	

Amount in crore

Sl.No	Sector	Project Name	No. of projects	Appraised cost	Physical progress in %	Expenditure	Status of work
6) City: Kalburgi ; District - Kalburgi							
21	Water Supply	Providing 4th Stage UGD scheme (Phase-2)	1	156.8	100	156.09	completed
35	Sewerage	Improvements to water supply works	1	12.36	100	12.30	completed
38	Parks	Development of children friendly park at Akkamahadevi nagar	1	0.75	100	0.81	completed
39	Parks	Development of Park at Swastik nagar	1	0.9	100	0.93	completed
43	Parks	Development of Park at Iyanna Siddanwar	1	0.37	100	0.33	completed
48	Parks	Development of children park at Manavada colony	1	0.58	100	0.58	completed
49	Parks	Development of children park at Channarayana colony	1	0.37	100	0.44	completed
Grand Total of Gulbarga =			7	172.22		171.52	
7) City: Mangalore ; District - Dakshina Kannada							
41	Water Supply	Augmentation of water supply	1	32.51	59	22.34	Work in progress
42	Sewerage	Rejuvenation of sewer system and missing link works	1	55.50	100	55.5	completed
43	Sewerage	Laying sewer network, intermediate pumping station, rising main and other allied works	1	55.20	30	17.36	Work in progress
44	Sewerage	Rejuvenation of sewer system and missing link works in Zone -7	1	36.21	13	7.55	Work in progress
45	Parks	Improvement of Kunjathball north KHB Colony Park	1	0.56	100	0.13	completed
46	Parks	Improvement of Regent Park at Surathkal	1	0.13	100	0.1	completed
47	Parks	Development of Kardri Park	1	0.09	100	0.55	completed
48	Parks	Development of park at 7th block Katipalia	1	1.06	100	1.06	completed
49	Storm Water Drain	Construction of storm water drain - 1. Ward -7 Idya West - Development of Hosabettu drain- 325 M 2. Ward -6 Idya East - Development of	1	3.66	100	3.66	completed
Grand Total of Mangalore =			9	185.02		106.25	

Amount in crore

Sl.No	Sector	Project Name	No.of projects	Appraised cost	Physical progress in %	Expenditure	Status of work
8)City: Mysore ; District - Mysore							
50	Water Supply	MBR & Rehabilitation of existing reservoirs & other works at CSR premises	1	25.88	100	26.64	completed
51	Water Supply	Water Supply Facility Improvement in Mysore	1	37.5	90	31.25	Work in progress
52	Water Supply	Construction of pump house at Hongalli	1	1.25	100	1.12	completed
53	Water Supply	Improvements to bulk water supply systems	1	102.44	84	88.56	Work in progress
54	Sewerage	UGD works in Mysore	1	18.87	100	18.37	completed
55	Parks	proposed green space at Bhogadivasa shiwada	1	0.99	100	0.96	completed
56	Parks	Development of green space at Sivakananahalli park under AMRUT	1	0.99	100	0.99	completed
57	Parks	proposed green space at vijaynagar water tank	1	0.94	100	0.89	completed
58	Parks	proposed green space at Gayatri nagar	1	0.97	100	0.75	completed
Grand Total of Mysore =			9	189.83		169.83	
9)City: Shivmogga ; District - Shivmogga							
59	Water Supply	Replacement of existing old pipe lines,pumping machinaries	1	38.41	100	40.23	completed
60	Sewerage	Providing under ground drainage facilities to additional areas ,construction of STP and rehabilitation of existing sewer	1	52.44	100	51.38	completed
61	Sewerage	Providing UGD facilities to Shivmogga city (Additional Grant)	1	7.82	100	6.24	completed
62	Sewerage	Improvements to UGD scheme to Shivmogga city-Road restoration and Trenchless works under AMRUT	1	2.32	100	1.45	completed
63	Parks	Development of park river bank in Ward No. 33	1	0.38	100	0.33	completed
64	Parks	Development of Sharadamma Layout park "	1	0.33	100	0.32	completed
65	Parks	Development of park adjacent to overhead tank in Malleshwara Nagar.	1	0.32	100	0.32	completed
66	Parks	Development of Gopalagowda Extension in 'F' Block park	1	0.21	100	0.2	completed

Amount in crore

Sl.No	Sector	Project Name	No. of projects	Appraised cost	Physical progress in %	Expenditure	Status of work
67	Parks	Development of Surya layout and P & T layout park	1	0.03	100	0.02	completed
68	Parks	Development of Gopala gouda extension "A" block park (adjacent to KRIDL Office)	1	0.21	100	0.18	completed
69	Parks	Development of Gopalagowda Extension in "W" Block opp Arun House	1	0.25	100	0.23	completed
70	Parks	Development of park Rajendra Nagar	1	0.33	100	0.31	completed
71	Parks	Development of Vinoba nagara Professor Park adjacent to somanna House	1	0.15	100	0.14	completed
72	Parks	Development of park adjacent to Akula Circle	1	0.47	100	0.32	completed
73	Storm Water Drain	Resurfacing of 10Km of main drains in Shivamogga City.	1	4.72	100	4.71	completed
74	Storm Water Drain	Package - 1 Construction of storm water drain from	1	3.95	100	3.77	completed
75	Storm Water Drain	Package - 2 Construction of storm water drain from	1	5.89	80	3.10	Work in progress
76	Storm Water Drain	Package - 3 Construction of storm water drain from 1. Gopli Sheety koppa tank canal culvert 2. Ashok Nagar to Thunga River	1	7.74	65	3.64	Work in progress
77	Storm Water Drain	Package - 4 Construction of SWD from 1. KSRTC Busstand to RML Nagara 2. Milligatta to RML & Chainlink Fencing	1	1.90	100	1.55	completed
78	Storm Water Drain	Package - 5 Construction of storm water drain from 1. Kere Durgamma to Thunga River	1	3.59	100	3.18	completed
79	Storm Water Drain	Package - 6 Construction of storm water drain from 1. Usha Nursing home to Masjidhi 2. Basavakendra to Gandhi Nagara Main Drain	1	5.80	80	3.62	Work in progress
80	Storm Water Drain	Package - 7 Construction of storm water drain from 1. Sagara Main road to Gopala Main Road 2. Sagara Main road to Mahindra	1	4.40	100	3.98	completed
81	Storm Water Drain	Package - 8 Construction of storm water drain from 1. Shubha Mangala to Govt Hospital	1	2.71	100	2.78	completed
82	Storm Water Drain	Package - 9 Construction of storm water drain from 1. Bommanakatte Main Drain	1	3.18	100	3.12	completed

Amount in crore

Sl.No	Sector	Project Name	No. of projects	Appraised cost	Physical progress in %	Expenditure	Status of work
83	Storm Water Drain	Package - 10 Construction of storm water drain from Rommanakate to Basaveshwara Nagara	1	16.59	100	9.73	completed
84	Storm Water Drain	Package - 11 Construction of storm water drain from 1. Janavi enterprises to honnali highway 2. Popular ricemill to honnali highway &	1	1.13	100	1.07	completed
85	Storm Water Drain	Package - 12 Construction of storm water drain from 1. Jail road to Svalanga road 2. BMC yard to Puttaraj gawai mandira	1	2.06	100	1.7	completed
86	Storm Water Drain	Package - 13 Construction of storm water drain from 1. Rajendra nagar	1	2.58	100	2.4	completed
87	Storm Water Drain	Package - 14 Construction of storm water drain from Bommanakatte & Bell	1	2.77	100	2.36	completed
Grand Total of Shivmoga =			29	173.05		153.23	
10) City: Tumkur ; District - Tumkur							
88	Water Supply	Improvements to Water Supply Scheme to Tumakuru City under AMRUT	1	30.2	100	29.28	completed
89	Water Supply	Improvement of water supply facilities in tumkur	1	65.99	98	71.68	Work in progress
90	Water Supply	Scada work	1	18.04	28	1.8	Work in progress
91	Sewerage	Improvements To Under Ground Drainage in Tumakuru City Under Amurt	1	39.13	100	36.73	completed
92	Parks	Development of Parks in Ward No-32 Jayanagar East	1	0.60	100	0.57	completed
93	Parks	Development of Parks in Ward No-11 at Melekote Near BESCO power Station	1	0.88	100	0.99	completed
94	Parks	Development of Parks in Ward No-08 at KHB Colony, Thilak Park police station backside.	1	0.27	100	0.29	completed
95	Parks	Development of Parks in Ward No-03 Opp DC banglow	1	0.92	100	0.87	completed
96	Parks	Providing & Installing Outdoor Gymset for Parks in Ward No-32, 11 & 08	1	0.13	100	0.13	completed
97	Parks	Development of Parks in Ward No-34 at Bunnimara park Mydala Road in Tumakuru City	1	0.33	100	0.38	completed
98	Parks	Development of Parks in Ward No-30 in Sapthagiri extension in Tumakuru City	1	0.42	100	0.40	completed

Amount in crore							
Sl.No	Sector	Project Name	No. of projects	Appraised cost	Physical progress in %	Expenditure	Status of work
99	Parks	Development of Dasappa garden park in Marathnagar in Tumakuru.	1	0.31	100	0.25	completed
100	Parks	Development of park in Kuvempunagar in Tumakuru.	1	0.34	100	0.33	completed
101	Parks	Development of park in Siddarameshwara Badavane in Tumakuru.	1	0.57	100	0.40	completed
102	Parks	Development of Mahalakshminagar park	1	0.59	100	0.75	completed
103	Parks	Installation of gym sets in IOSSMT Park in Ward no 3	1	0.08	100	0.09	completed
104	Storm Water Drain	Providing covering slab facilities and protection to vulnerable reaches in Prambhankal	1	1.10	100	1.14	completed
105	Storm Water Drain	Providing covering slab facilities and protection to vulnerable reaches in C.A. Colony	1	1.04	100	1.16	completed
106	Storm Water Drain	Construction of storm water drain and improvement to from sewerage treatment plant to bhramasandra tank	1	1.40	100	1.77	completed
107	Storm Water Drain	Construction of storm water drain and improvement to neps police station to ss puram	1	1.23	100	2.57	completed
108	Urban Transport	Junction improvement at entry point to Tumakuru from NHAI in Tumakuru City.	1	0.27	100	0.43	completed
109	Urban Transport	Junction improvement at Call tax circle in Tumakuru City.	1	0.24	100	0.27	completed
110	Urban Transport	Junction improvement at Sri Siddartha Institute in Tumakuru City.	1	0.44	100	0.30	completed
111	Urban Transport	Urban Road Safety Audit	1	0.92	100	0.50	completed
112	Urban Transport	Development of cycle track and foot path from Sri Shivakuma swamiji circle to DC office along Bangalore - Honnavar road via Amarikere lake in Tumakuru City.	1	0.61	100	0.61	completed
113	Urban Transport	Development of cycle track and foot path from Call tax circle to Maralur lake circle via Siddartha Institute	1	2.36	100	2.73	completed
114	Urban Transport	Construction of path on the 60feet road connecting batawadi 80fet road and baddihali main road and the road connecting Nalanda convent road and	1	1.85	100	1.17	completed
115	Urban Transport	Construction of Footpath from Planet max in kunigal road to ring road in Tumakuru city	1	1.25	100	1.31	completed

Amount in crore

Sl.No	Sector	Project Name	No. of projects	Appraised cost	Physical progress in %	Expenditure	Status of work
116	Urban Transport	Development of Footpath from Shettihalli main road to Connecting road in Jayanagar	1	0.20	100	0.20	completed
117	Urban Transport	Development of Cycle Track from SSIT in Kunigal road to ring road in Tumakuru city	1	1.08	100	1.15	completed
118	Urban Transport	Foot path from Rajanna house to Kyathsandra police station on both sides of 80 feet road.	1	0.54	100	0.15	completed
119	Urban Transport	Construction of Footpath from KEB office to DC office via Amesikere in Tumakuru city.	1	0.58	100	0.52	completed
120	Urban Transport	Construction of Cycle Track from KEB office to DC office via Amesikere in Tumakuru city.	1	0.41	100	0.57	completed
121	Urban Transport	Koribasaveshwara junction improvement in Tumakuru city.	1	0.78	100	0.30	completed
122	Urban Transport	Development of footpath in Shettihalli main road from Maruthinagar to Ring road in Tumakuru. & Development of footpath from NH road to Siddaganga Matt (upto Railway gate) in Tumakuru.	1	0.76	100	0.73	completed
123	Urban Transport	Development of footpath in Devaraj Urs road in Tumakuru.	1	0.15	100	0.89	completed
Grand Total of Tumkur =			36	179.557		163.32	
11) City: Bagalkote ; District - Bagalkote							
124	Water Supply	Providing Continuous Pressurized water supply scheme for old town	1	58.8	60	34.86	Work in progress
125	Water Supply	WS to Bagalokote (additional Allocations)	1	10.2	100	8.92	completed
126	Water Supply	Providing Water Supply to Biluru Guru Basava & Rajeev Gandhi Colony (<u>savings</u>)	1	8.63	82	6.94	Work in progress
127	Swearge	Providing and laying sewer network HSC	1	15	100	11.09	completed
128	Swearge	Providing UGD scheme to Bagalkote	1	2.13	100	1.83	completed
129	Swearge	<i>Providing Under Ground Drainage System to Biluru GuruBasava Colony (<u>savings</u>)</i>	1	4.88	67	2.99	Work in progress
130	Storm Water Drain	Construction of storm water drain from Melligeri towers to chawan Hospital(Shanti nagar cross) and Railway station to shakti talkies cross under 2015-	1	0.82	100	0.99	completed
131	Storm Water Drain	Construction of SWD from Syndicate Bank to Shailaja Hospital,	1	0.46	100	0.59	completed

Amount in crore

Sl.No	Sector	Project Name	No. of projects	Appraised cost	Physical progress in %	Expenditure	Status of work
132	Storm Water Drain	Construction of SWD from Old Bus stand To Railway station.	1	0.97	100	1.17	completed
133	Storm Water Drain	Construction of SWD from Daddennavar Hospital To Shanti childrens hospital.	1	1.17	100	1.4	completed
134	Storm Water Drain	Construction of SWD from melligeri complex to chawan hospital cross.	1	0.64	100	0.78	completed
135	Parks	Construction of Compound wall and Improvement of Garden near KRB colony Sikkeri cross.	1	0.4	100	0.46	completed
136	Parks	Proposed Green space layout on 16th and 17th road at Hanuman temple Vidyagiri.	1	0.26	100	0.31	completed
137	Parks	Improvement of park at KRP colony Sikkeri.	1	0.35	100	0.41	completed
138	Parks	Proposed Green Space at Eshay Nagar Vidyagiri beside of Eshaykot road	1	0.23	100	0.29	completed
139	Parks	Proposed Green space in Navnagar at 45th sector near Nilnayak house	1	0.25	100	0.26	completed
140	Parks	Proposed Green space layout Siddhinayak temple Vidyagiri.	1	0.22	100	0.26	completed
141	Parks	Proposed Green Space near Mallikarjun temple vidyagiri	1	0.19	100	0.23	completed
142	Parks	Proposed green space between 16th and 17th at OHT Vidyagiri.	1	0.2	100	0.22	completed
143	Parks	Sector - 15 Navnagar,	1	0.2	100	0.2	completed
144	Parks	Sector - 16 Navnagar,	1	0.27	100	0.28	completed
145	Parks	Vidyagiri 6th cross,	1	0.19	100	0.2	completed
146	Parks	Nagarasabhe Park	1	0.08	100	0.08	completed
147	Parks	Forest garden at Shanti nagar	1	0.1	100	0.1	completed
148	Urban Transport	Construction of Footpathwork from Melligeri tower to Shanti nagar cross and Railway station to Shakti talkies	1	0.88	100	0.96	completed
149	Urban Transport	Package-1: Footpath Improvement from Bus stand to Railway station	1	0.59	100	0.64	completed
150	Urban Transport	Package-2: Railway station Junction Improvement- specific to Pedestration; Movement	1	0.21	100	0.17	completed

Amount in crore							
Sl.No	Sector	Project Name	No.of projects	Appraised cost	Physical progress in %	Expenditure	Status of work
151	Urban Transport	Package-3: Footpath Improvement on Station Road(railway station to Basveswar circle)	1	1.25	100	1.2	completed
152	Urban Transport	Package-4: Footpath Improvement From Melligeri Towers to Axis bank	1	0.72	100	0.81	completed
153	Urban Transport	Package-5: Footpath Improvement From Syndicate bank to Axis bank road	1	0.8	100	0.86	completed
Grand Total of Bagalkote =			30	111.15		79.6	
12)City: Bhadravathi ; District - Shivmogga							
154	Water Supply	Rehabilitation of existing Old pipe line, WTP, Replacement of pump/mot machineries, Providing additional storage reservoirs, Construction of 10 & 15 ft. Bhadravathi (Additional Allocation)	1	55	78	49.71	Work in progress
155	Water Supply	Providing UGD facility to additional areas. Construction of STP and Rehabilitation of existing STP	1	12.02	100	9.07	completed
156	Sewerage	Providing UGD facility to additional areas. Construction of STP and Rehabilitation of existing STP	1	11.01	100	10.17	completed
157	Sewerage	Providing UGD facility to additional areas. Construction of STP and Rehabilitation of existing STP	1	5.24	100	4.15	completed
158	Storm Water Drain	Construction of storm water drain from golden jubilee colony visi quarters to bhandarahalli Stp	1	1.02	100	1.01	completed
159	Storm Water Drain	Improvement of storm water drain in bhadravathi city limit	1	34.17	100	32.98	completed
160	Parks	Development of Siddaruda Nagara Park	1	0.49	100	0.47	completed
161	Parks	Development of Gandhinagar park old town (ward No -13)	1	0.49	100	0.42	completed
162	Parks	Improvements of green space and parks in ward no.28, Gandhi Park new town	1	0.49	100	0.49	completed
163	Parks	Development of Upper hutta park.	1	0.65	100	0.28	completed
164	Parks	Development of NTB park in Siddapura	1	0.89	100	0.79	completed
165	Parks	Development of Gandhi park New town	1	1.05	60	0.54	Work in progress
Grand Total of Bhadravathi =			12	152.52		139.18	

							Amount in crore
S.No	Sector	Project Name	No. of projects	Appraised cost	Physical progress in %	Expenditure	Status of work
13) City: Bidar ; District - Bidar							
166	Sewerage	Providing UGD Scheme	1	57.79	71	40.06	Work in progress
167	Sewerage	Providing UGD Scheme to Bidar City in zone-3	1	98.88	100	98.14	completed
168	Sewerage	Providing UGD works in Bidar Zone-3 & Zone 1 leftout areas Savings	1	17.17	40	7.85	Work in progress
	Parks	Development of Park at Mhetre layout park, ward no 23,	1	0.81	100	0.77	completed
169	Parks	Development of Children Park near sector Inwar V. Ho - 09 and Development of Park in Nandi Colony (opposite to V. Ho No. 26 Bidar),	1	0.71	100	0.65	completed
	Parks	Development of Park at Vibheshwara park - ward No 24,	1	0.7	100	0.67	completed
170	Parks	Development of Park at New nalharli colony park	1	0.14	40	0.13	Work in progress
171	Parks	Development of Park at park at bag colony ward No 25	1	0.4	100	0.37	completed
Grand Total of Bidar=			8	176.77		148.02	
14) City: Chikamagaluru ; District - Chikamagaluru							
174	Water Supply	Proposal for Water supply component in Chikamagaluru (savings amount)	1	1.03	100	0.91	completed
175	Water Supply	Improvement of Water Supply Scheme to Chikamagaluru	1	104.54	95	104.57	Work in progress
176	Storm Water Drain	Construction of SWD Haianahalli to Basavanahalli kere	1	2.5	100	2.41	completed
177	Storm Water Drain	Construction of SWD Basavanahalli lake to Kote kere	1	3.36	100	3	completed
178	Storm Water Drain	Construction of storm water drain Jyothi circle to Tippunagara.	1	0.32	100	0.3	completed
179	Storm Water	Construction of SWD Ayappanagar to Kote kere	1	3.3	92	2.63	Work in progress
180	Storm Water Drain	Construction of SWD from Kaveri saw mill to Basavanahalli kere	1	0.5	100	0.46	completed
181	Parks	Development of Parks in Kalyana nagara park	1	0.67	100	0.63	completed
182	Parks	Development of Park in 1. Channapur road park behind Major Poovaiiah's residency 2. New Unnahalli extension (upside of	1	0.87	90	0.63	Work in progress

Amount in crore

Sl.No	Sector	Project Name	No. of projects	Appraised cost	Physical progress in %	Expenditure	Status of work
183	Parks	Development of Park behind Brahmins hostel	1	0.5	100	0.45	completed
184	Parks	Development Of Parks in J. KHB Colony 4th Phase Behind Fire Station	1	0.92	100	0.75	completed
Grand Total of Chickmagalur=			11	118.51		116.74	
15)City: Chitradurga; District - Chitradurga							
185	Water Supply	Augmentation of water supply scheme to Chitradurga city V V Sagar as source (for FY 2015-16)	1	39.5193	100	32.75	completed
186	Water Supply	Augmentation of water supply scheme to Chitradurga city Sagar Sagar (for FY 2016-17)	1	16.4	100	44.54	Work in progress
187	Water Supply	Improvement of JGD for Chitradurga City	1	6.58	100	7.66	completed
188	Storm Water Drain	Proposed storm water drain from Ramakrishna ashram to IUDP undermathiram 1st cross INDENT69058	1	4.00	100	4.00	completed
189	Storm Water Drain	Proposed Storm Water Drain from Chandravalli bridge to holalakere main road INDENT69052	1	2.81	100	2.45	completed
190	Storm Water Drain	Construction of storm water drain from KSRTC layout to onakobavva circle	1	2.12	100	2.11	completed
191	Storm Water Drain	Proposed storm water drain from Yadanandan matt to Graveyard INDENT69053	1	4.19	100	3.96	completed
192	Storm Water Drain	Proposed Storm Water Drain from JDA office to market yard	1	1.14	100	1.11	completed
193	Storm Water Drain	Proposed storm water drain from Crescent school to join NH 4 and KMRP fish babanna house to NH4	1	2.92	100	2.91	completed
194	Storm Water Drain	Proposed Storm Water Drain from KSRTC depot to saraswathi law college INDENT69055	1	1.61	100	1.6	completed
195	Parks	Development of park at ward no 31 Housing Board colony	1	0.47	100	0.41	completed
196	Parks	Development of park at ward no 35 IUDP layout 6th cross	1	0.48	100	0.48	completed
197	Parks	Development of park at ward no 35 IUDP layout 5th cross -11th cross)	1	0.75	100	0.75	completed
198	Parks	Development of park at RajendraNagara Park ward no 34	1	0.47	100	0.46	completed

Amount in crore

S.No	Sector	Project Name	No. of projects	Appraised cost	Physical progress in %	Expenditure	Status of work
200	Parks	Development of park at Ward No-18 near Union pump house	1	0.77	100	0.71	completed
Grand Total of Chitradurga=			15	128.77		104.31	
16) City: Gadag-Betigeri; District - Gadag							
200	Water Supply	Improving Water Supply Facility at Gadag-Betigeri (Additional Grant)	1	7	100	7	completed
201	Sewerage	Providing II stage UGD scheme to Gadag-Betigeri city	1	151.53	100	151.39	completed
202	Sewerage	Providing UGD facilities to Gadag city (Missing links)	1	1.97	100	1.3	completed
203	Storm Water Drain	Construction of storm water drain along L. Beharil Kompanee college 2nd phase in road	1	0.25	80	0.11	work in progress
204	Drain	Construction of storm water drain along 1st phase in road	1	0.35	80	0.11	work in progress
205	Park	Development of park in Vishveshwara Nagar ward no 35	1	0.48	100	0.48	completed
206	Park	Development of park in Vivekanand Nagar in ward no 11 connecting Vartula road	1	0.27	100	0.27	completed
207	Parks	Development of Park Betigeri Ward no 5	1	0.22	100	0.22	completed
208	Park	Development of park in Radhoteswara Nagar ward no 22 near residence of Dr. Hiremath	1	0.42	100	0.45	completed
209	Parks	Development of park in Narasapura Nakara Colony ward no 5	1	0.29	100	0.29	completed
210	Parks	Development of Burbure plot ward no 28	1	0.34	100	0.34	completed
211	Parks	Development of park near Arunodaya school ward no 33	1	0.37	100	0.37	completed
212	Parks	Development of park in Radhakrishna Nagar ward no 33	1	0.38	100	0.38	completed
213	Parks	Development of Neelamma Ashrama at ward no 35	1	0.35	100	0.35	completed
214	Parks	Development of Park near Ambedkar Bhawan connected to Vartula road in ward no 33	1	0.40	100	0.39	completed
215	Parks	Development of park near Vijayanagara High School ward no 22	1	0.48	100	0.48	completed
216	Parks	Development of park near City Municipality in Halakeri Mutt Road in ward no 29	1	0.17	100	0.05	completed

							Amount in crore
Sl.No	Sector	Project Name	No. of projects	Appraised cost	Physical progress in %	Expenditure	Status of work
217	Urban Transport	Package 1. Improvement of Footpath, NMT lane and parking Between bhoom reddy circle to including improvement of pedestrian facilities at H K patil Circle &	1	3.41	100	2.18	completed
218	Urban Transport	Improvement Public Transport Facilities- Bus Shelters and Improvement of Pedestrian facilities and NMT Facilities at 4 intersections	1	2.19	100	3.4	completed
Grand Total of Gadag-Betegeri =			19	188.87		177.23	
17) City: Gangavathi; District - Koppal							
219	Water Supply	Providing and laying MS, DI Feeder Pipe Line, Renovation of existing WTP, Impounding reservoir in Siddiker and Providing House Service Connections.	1	26.72	100	27.62	completed
220	Sewerage	Providing and laying of Lateral Sewer Pipeline and Construction of MH, Wet wells, Pumping Machinery under UGD Scheme to Gangavathi City	1	3.84	100	28.74	completed
221	Sewerage	Providing UGD scheme to Gangavathi city (Additional Grant)	1	14.13	100	12.92	completed
222	Sewerage	Providing sewer network in Janthkal road in ward no.28 (Additional Grant)	1	1.47	100	1.51	completed
223	Storm Water Drain	Construction of Major Drain Vishwabharathi School to Durugamma Nala. SBH Bank to Shive Talkies	1	2.00	100	1.99	completed
224	Storm Water Drain	Construction of Drain Work at Durgamma nala	1	10.52	40	3.01	Work in progress
225	Storm Water Drain	Construction of RCC storm water Drain In Prashanth nagar	1	1.86	100	1.51	completed
226	Storm Water Drain	Construction of RCC storm water Drain In Janthkal	1	0.79	100	0.7	completed
227	Storm Water Drain	Construction of RCC Storm water Drain in Children Park	1	4.69	100	4.58	completed
228	Parks	Development of children friendly parks at Jayanagar, Near Kuvempu nagar 15-16 Kuvempu layout	1	0.34	100	0.33	completed
229	Parks	Development of Garden at Jayanagar 2nd stage in Gangavathi	1	0.23	100	0.22	completed

Amount in crore							
Sl.No	Sector	Project Name	No. of projects	Appraised cost	Physical progress in %	Expenditure	Status of work
230	Parks	Development of Children park @ ward No 31 mahabaleshwar layout	1	0.52	100	0.49	completed
231	Parks	Development of Children park @ Anjaneya Badavene	1	0.40	100	0.38	completed
232	Parks	Proposed green space @ teachers colony	1	0.58	100	0.37	completed
233	Parks	Proposed green space @ Gadwal camp park	1	0.20	100	0.14	completed
234	Parks	Proposed green space @ Indira Nagar	1	0.18	100	0.1	completed
235	Urban Transport	Footpath improvement from Bus stand to Gandhi circle (length 1km Court Rd)	1	1.31	100	1.31	completed
236	Urban Transport	Footpath and cycle track improvement from bus stand to Gandhi Chowk Rd(Angamudi rd)	1	1.75	100	1.75	completed
237	Urban Transport	Footpath improvement from Gandhi circle to Kampli bypass junction	1	1.31	100	1.31	completed
238	Urban Transport	Two wheeler parking on NALA covering 150 Mtr of NALA	1	2.61	05	2.46	Work in progress
239	Urban Transport	Footbridges across NALA at 2 locations Islampur road and Gandhi Chowk	1	0.71	100	0.3	completed
240	Urban Transport	Construction of Footpath from Gandhi Circle to Mahaveer Circle.	1	0.99	100	0.81	completed
Grand Total of Gangavathi =			22	110.2		89.6	
18) City: Hassan; District - Hassan							
241	Water Supply	Water Supply Scheme to Hassan city	1	114.68	93	110.07	Work in progress
242	Water Supply	Providing Water Supply distribution system to selected wards in Hassan CMC limits under AMRUT	1	23.23	100	19.06	completed
243	Parks	Improvements in Maharaja Park ward no 8 (Part-A) Improvements in Maharaja Park ward no 8 (Part-B)	1	0.4	100	0.43	completed
244	Parks	Improvements in KHB colony channapatan nera new bus stand, ward no 34	1	0.25	100	0.33	completed
245	Parks	B) Development of Green space & parks (Maharaja parks ward no 3,4,5,9,10,14,16 & 27th Parks)	1	0.14	100	0.14	completed
246	Parks	Improvements in Hunasinakeri park, ward no 27	1	0.18	100	0.22	completed
247	Parks	Improvements in M Hosakoappalu park near Iaxmiddevamma temple ward no 30	1	0.57	100	0.61	completed

Amount in crore

Sl.No	Sector	Project Name	No.of projects	Appraised cost	Physical progress in %	Expenditure	Status of work
248	Parks	Improvements in Hemavati nagar park near Brahmane Womens hostel ward no 12	1	0.16	100	0.15	completed
Grand Total of Hassan =			8	139.61		131.01	
19)City: Hospete ; District - Bellary							
249	Water Supply	Providing Water Supply System in Hospete City under AMRUT Scheme.	1	50.82	87	35.33	Work in progress
250	Sewerage	Providing Under Ground Drainage System to Hospete City under AMRUT.	1	86.75	100	58.69	completed
251	Sewerage	Construction of Sewerage and Septage System (Additional Grant)	1	25.54	34	2.87	Work in progress
252	Storm Water Drain	Construction of Storm Water Drain near Raha phase in to HUDA office Hospete City.	1	1.71	100	1.35	completed
253	Storm Water Drain	Construction of Storm Water Drain from Valmiki Circle to M.C. Road in Hospete City.	1	0.52	100	0.48	completed
254	Storm Water Drain	Construction of Storm Water Drain from Uwadkeri area Hospete City.	1	0.16	100	0.16	completed
255	Storm Water Drain	Construction of Storm water Drain Raghavendra Temple Jagdhar to eye Area to Meer Alam Talkies, Mallige Hotel, Raniger, Jawel and near Raja talkies	1	2.50	100	2.5	completed
256	Storm Water Drain	Construction of Storm Water Drain From Don Bosco School to Raghavendra temple in Hospete city	1	1.98	100	1.28	completed
257	Parks	PARK @ LLC and RING ROAD in HOSPET	1	1.44	100	1.42	completed
258	Parks	Development of children park at RAJIV NAGAR	1	0.85	100	0.85	completed
259	Parks	Development of children park at Phoolban	1	0.62	100	0.62	completed
260	Parks	Construction and improvement of park at Ward no.22, Gavisidleshwar nagar and Ward-no. 28 M.J nagar, 7th cross	1	0.97	100	0.85	completed
261	Urban Transport	Foot path Improvements from Railway station circle to Moorangadi Circle	1	2.10	90	1.77	Work in progress
262	Urban Transport	Foot path Improvements from Kanakadasa circle to Valmiki Circle	1	3.35	100	2.69	completed
263	Urban Transport	Provision of dedicated bicycle lane from Kanakadasa Circle to Udyog petrol pump	1	0.55	42	0.12	Work in progress
Grand Total of Hospet =			15	171.96		110.99	

							Amount in crore
Sl.No	Sector	Project Name	No. of projects	Appraised cost	Physical progress in %	Expenditure	Status of work
20) City: Kolar ; District - Kolar							
264	Water Supply	Providing Water Supply Scheme To Kolar City	1	8.87	100	7.87	completed
265	Water Supply	WS to Kolar (Additional Allocations)	1	9.5	75	9.2	Work in progress
266	Sewerage	Providing Comprehensive UGD Scheme to Kolar city.	1	68.89	80	55.08	Work in progress
267	Sewerage	Providing and laying of 610mm dia meter MS encasing pipe along with allied works by Horizontal Direction Drilling (HDD) method crossing	1	0.45	100	0.48	completed
268	Storm Water Drain	Improvement of construction of storm water drain from stadium to Kolar bus stand	1	0.26	100	0.3	completed
269	Storm Water Drain	Construction of SWD from Kolar to via railway track	1	5.42	80	2.5	Work in progress
270	Storm Water Drain	Construction of SWD at 11. drive to via KSRTC Bus stand to Rahamathnagara Rajakaluve Kolar CMC limits under AMRUT Scheme	1	3.03	100	2.35	completed
271	Storm Water Drain	Construction of SWD Karanjikatte Khadripura main road Jogappa house to Shanthi Nagar Raja kaluve Kolar CMC limits under AMRUT Scheme	1	3.07	100	2.87	completed
272	Storm Water Drain	Construction of SWD Sulthan Tippasandra to via Railway track Kolar CMC limits under AMRUT Scheme	1	2.5	100	2.28	completed
273	Storm Water Drain	Construction of SWD RTO -office Rajakaluve to railway station road Kolar CMC limits under AMRUT Scheme	1	2.96	90	2.37	Work in progress
274	Storm Water Drain	Construction of SWD New extension OA Srinivasagowda house to Doom light circle & Railway track Kolar CMC limits under AMRUT Scheme	1	2.21	100	1.99	completed
275	Storm Water Drain	Construction of SWD Shahidnagara to via Chamundinagara to Tekal road Kolar CMC limits under AMRUT Scheme	1	1.85	90	1.21	Work in progress
276	Storm Water Drain	Construction of SWD Khadripura main road via Bhovi Colony to Rahamathnagara Raja kaluve Kolar CMC limits under AMRUT Scheme	1	1.03	100	0.98	completed
277	Storm Water Drain	Construction of SWD Keelukote OHT to Railway track Kolar CMC limits under AMRUT Scheme	1	0.99	100	0.98	completed

							Amount in crore
Sl.No	Sector	Project Name	No.of projects	Appraised cost	Physical progress in %	Expenditure	Status of work
278	Storm Water Drain	Construction of SWD Kirebara pet and Kanakanapalya to Kolaranna tank bed area Kolar CMC limits under AMRUT Scheme	1	0.98	100	0.96	completed
279	Storm Water Drain	Construction of SWD Rahamathanagara main road Railway track to Srinivasapura circle both side. Kolar CMC limits under AMRUT Scheme	1	2.87	100	2.32	completed
280	Storm Water Drain	Construction of SWD ParolaB and Chowdewar nagara, Nande Gopal school to NH road Kolar CMC limits under AMRUT Scheme	1	1.77	100	1.23	completed
281	Storm Water Drain	Construction of SWD Kolar Nagara to PWD Gattres via to Srinivasapura circle Kolar CMC limits under AMRUT Scheme	1	0.52	100	0.17	completed
282	Storm Water Drain	Construction of SWD from Railway track to Rahamatullanagar Raj Kasse Kolar CMC limits under AMRUT Scheme	1	3.42	100	3.28	completed
283	Storm Water Drain	Construction of SWD at Kodikannuru to Manigatta road Kolar CMC limits under AMRUT Scheme	1	3.86	100	3.29	completed
284	Storm Water Drain	Construction of SWD at Chokka Convention hall Kolar CMC limits under AMRUT Scheme	1	0.43	100	0.46	completed
285	Storm Water Drain	Construction of SWD at Manjunatha house to Rahamathulla nagar Rajakaluve Kolar CMC limits under AMRUT Scheme	1	0.61	100	0.57	completed
286	Storm Water Drain	Construction of SWD at KM Prakash House to Existing Drain at Railway track Kolar CMC limits under AMRUT Scheme	1	0.37	100	0.13	completed
287	Parks	Development of Park at Chikkachannanjappa water works area.	1	0.85	100	0.76	completed
288	Parks	Proposed Green space layout at Chikkananjappa park	1	0.96	100	0.77	completed
289	Parks	Development of park at Sarvagna layout	1	0.29	100	0.1	completed
290	Parks	Development of park at Plasandra layout park	1	0.13	100	0.11	completed

Amount in crore							
Sl.No	Sector	Project Name	No. of projects	Appraised cost	Physical progress in %	Expenditure	Status of work
291	Parks	Development of park at Kuvempu nagara	1	0.33	100	0.14	completed
292	Parks	Development of Park at Dharma nagar	1	0.16	100	0.04	completed
293	Parks	Proposed Park ward no.3 Kote area Sri Kanteshwara pump house behind park, Kolar	1	0.56	100	0.47	completed
294	Parks	Proposed park layout in CMC Office premises Kolar	1	0.2	100	0.18	completed
295	Park	Proposed Park Layout of Byregowda nagar BDMC, Kolar	1	0.49	100	0.41	completed
296	Parks	Proposed park layout at ward no.1, 11, 12, 13, 14, 15, 16, 17, 18, 19, 20, 21, 22, 23, 24, 25, 26, 27, 28, 29, 30, 31, 32, 33, 34, 35, 36, 37, 38, 39, 40, 41, 42, 43, 44, 45, 46, 47, 48, 49, 50, 51, 52, 53, 54, 55, 56, 57, 58, 59, 60, 61, 62, 63, 64, 65, 66, 67, 68, 69, 70, 71, 72, 73, 74, 75, 76, 77, 78, 79, 80, 81, 82, 83, 84, 85, 86, 87, 88, 89, 90, 91, 92, 93, 94, 95, 96, 97, 98, 99, 100	1	1.14	100	1.12	completed
297	Parks	Proposed Park layout at ward no. 14 & 15 jayanagar, Kolar	1	1.57	100	1.57	completed
298	Park	Proposed Park layout at ward no. 1, 2, 3, 4, 5, 6, 7, 8, 9, 10, 11, 12, 13, 14, 15, 16, 17, 18, 19, 20, 21, 22, 23, 24, 25, 26, 27, 28, 29, 30, 31, 32, 33, 34, 35, 36, 37, 38, 39, 40, 41, 42, 43, 44, 45, 46, 47, 48, 49, 50, 51, 52, 53, 54, 55, 56, 57, 58, 59, 60, 61, 62, 63, 64, 65, 66, 67, 68, 69, 70, 71, 72, 73, 74, 75, 76, 77, 78, 79, 80, 81, 82, 83, 84, 85, 86, 87, 88, 89, 90, 91, 92, 93, 94, 95, 96, 97, 98, 99, 100	1	0.29	100	0.21	completed
299	Urban Transport	Development of Two Flyovers Budget for 2018-19, 2019-20 and 2020-21	1	0.4	0	0	Work in progress
Grand Total of Kolar =			36	132.08		109.0	
21) City: Mandya ; District - Mandya							
300	Water Supply	3rd Stage Water Supply Scheme To Mandya City Under AMRUT	1	113.46	98	117.00	Work in progress
301	Water Supply	Water Supply to Mandya (Additional Allocation)	1	9.02	100	7.50	completed
302	Sewerage	Remodelling and Rejuvenation of Under Ground Drainage System to Mandya city	1	6.57	100	4.99	completed
303	Sewerage	Providing UGD facilities to Mandya city (Additional grant)	1	8.04	100	8.25	completed
304	Parks	Development of Sudhir Park in Svarna sandra and jodi park in Kuvempu nagar Mandya CMC limit	1	0.36	100	0.36	completed
305	Parks	Development Of Shivananjappa Park , Venkatagiriappa Park , Balamuri Ganapathi Park, Chamundeshwari Nagar Park, Someshwara Samudhaya Bhavan Park In Mandya Cmc Limits	1	0.27	100	0.25	completed
306	Parks	Development Of Balabhavan Park At Ward No 19 Ashoka Nagar	1	0.37	100	0.39	completed
307	Parks	Providing & Fixing Open Gym Equipments At Bhalabhavan Park, Jodi Park, Sedder Park , Shivanajappa Park , Balamuri Ganapathi Temple Park, Venkatagiriappa Park & Someshwara	1	0.37	100	0.37	completed

Amount in crore

Sl.No	Sector	Project Name	No.of projects	Appraised cost	Physical progress in %	Expenditure	Status of work
305	Urban Transport	Construction & Improvement of footpath from Soldana Circle to KSRTC Depot.	1	1.56	100	1.23	completed
Grand Total of Robertsonpet =			34	146.19		111.77	
25)City: Udupi ; District - Udupi							
306	Water Supply	Bulk water supply improvement	1	119.52	50	77.28	Work in progress
307	Water Supply	7x7 water supply	1	12.01	50	7.18	Work in progress
308	Park	Development of Park at Subramanya Nagar.	1	0.21	100	0.21	completed
309	Park	Development of Bhujanga Park II	1	0.21	100	0.21	completed
310	Park	Improvements of green -cadden parks of Bhujanga Park, Ajjand	1	0.21	100	0.21	completed
311	Parks	Children Equipment and Open gym equipment in Subramanya and Bhujanga park	1	0.21	100	0.21	completed
Grand Total of Udupi =			6	132.51		85.41	
26)City: Badami ; District - Bagalkote							
372	Water Supply	construction of storage reservoirs and distribution network and house service connections to uncovered area at Badami town" under AMRUT scheme.	1	8.10	100	8.06	completed
373	Sworage	Providing UGD network in uncovered area with HSC and rehabilitation of existing sewer	1	15.00	100	15.28	completed
374	Sworage	UGD scheme to Badami	1	7.80	100	7.31	completed
375	Storm Water Drain	Construction of RCC Drain at Teepu Nagar from sabarapadi Daraga to Bus stand Division No :1 of Badami Town(Ch 0-240 M)	1	0.42	100	0.40	completed
376	Storm Water Drain	Construction of Storm Water Drain from Dr.Ambedkar Bhavan. To Existing Drain at Badami	1	0.74	100	0.72	completed
377	Storm Water Drain	Construction of Storm water drain at Vegetable market in Badami	1	0.36	100	0.36	completed
378	Storm Water Drain	Construction of Storm water drain from behind Pulikeshi school to Ramadurga road nala in Badami	1	1.02	100	1.01	completed
379	Parks	Improvement of House area Park at Arand Nagar Park+Tippu Nagar+Guled Lakovva Park at Badami	1	0.21	100	0.21	completed

Amount in crore							
Sl.No	Sector	Project Name	No. of projects	Appraised cost	Physical progress in %	Expenditure	Status of work
380	Parks	Proposed Green space layout at 1. Garden Colony Badami 2. Laxmi Garden Vidyanagar Badami 3. Chalukya Nagar Badami	1	0.36	100	0.39	completed
381	Urban transport	Footpath, Pedestrian refuge & Parking improvement from KVG Bank to Basaveshwar Circle in Badami	1	0.73	100	0.72	completed
Grand Total of Badami=			10	35.13		34.85	
27) City: Bangalore ; District - Bangalore							
382	Water Supply	Byahannurapura work (110 villages) Provision of Water Supply facilities to Byahannurapura zone in a under 110 villages of BBMP	1	177.27	99	150.19	Work in progress
383	Water Supply	Providing and Laying Clear Water Pipeline from CKV Reservoir to HBR Reservoir	1	41.12	100	50.41	completed
384	Water Supply	Slum Development component & Implementation of Water Supply facilities to balance Slums (91 Nos) in Core area of Bangalore	1	14.89	100	14.61	completed
385	UGD	Work of Providing Sewerage System to extended areas of erstwhile R R Nagar & Kengeri TMC areas under AMRUT	1	54.64	100	57.85	completed
386	UGD	Work of Providing Trunk Sewer from Ranganatha Colony to V-Valley Treatment Plant.	1	46.28	100	56.48	completed
387	UGD	Construction of 10MLD Capacity Sewage Treatment Plant at Hulimavu	1	19.79	100	22.99	completed
388	UGD	Construction of 5MLD Capacity Sewage Treatment Plant at Sarakki	1	13.27	100	13.28	completed
389	UGD	Construction of 35 MLD Capacity Sewage Treatment Plant at Agaram	1	53.63	100	52.97	completed
390	UGD	Construction of Pump House at Koranganala Sports Complex and laying of rising main from Sports Complex to K & C Valley Treatment Plant - Rising Main	1	34.57	98	39.34	Work in progress

Amount in crore

Sl.No	Sector	Project Name	No.of projects	Appraised cost	Physical progress in %	Expenditure	Status of work
391	UGD	Construction of 20MLD Waste Water Treatment Plant at K R Puram	1	26.40	100	27.13	completed
392	UGD	Construction of 5MLD Capacity Sewage Treatment Plant at Chikka Begur	1	13.27	100	15.89	completed
393	UGD	Construction of Pump House at Koramangala Sports Complex and Laying of ring main from Sports Complex to K & C Valley Treatment Plant - ISPS with allied works	1	60.70	100	71.68	completed
394	UGD	Package - S4A Environmental Action plan	1	95.71	100	91.9	completed
395	UGD	Package - S4B	1	92.59	26	78.88	Work in progress
396	UGD	Package - S4C	1	85.79	100	81.11	completed
397	UGD	Package - S4D i) Vistabhantha Valley ii) Kethanarahalli and Arkavathi Valley iii) Kathriguppe Valley	1	85.54	92	89.63	Work in progress
398	Parks	Development of Green Spaces and Parks to Nehru Block Park, BDA Officers Quarters, Ward-115, Vannarpet, B & C Block, East Zone.	1	2.06	100	1.72	completed
399	Parks	Development of Green Spaces and Parks to Poorna Pragyaana Layout 29th Main Road, 37 and 38 cross road Uttarahalli Park, Ward-184, Uttarahalli, Bommanahalli Zone.	1	2.04	100	2.02	completed
400	Parks	Development of Green Spaces and Parks to Andrahalli Lake Park, Ward-40, Doddabidarekallu, R.R.Nagar Zone.	1	2.40	100	2.38	completed
401	Parks	Development of Green Spaces and Parks to Vin Field Layout Main Road Park, Ward-5 Jakkur, Yelahanka Zone	1	2.24	100	2.23	completed
402	Parks	Development of Green Spaces and Parks to Bhirathi Park, Ward-54 Hoodi, Mahadevpura Zone.	1	1.59	100	1.59	completed
403	Parks	Development of Green Spaces and Parks to Mallasandra Gutte Park, Ward-13 Mallasandra, Dasarahalli Zone.	1	2.35	10	0	Work in progress

Amount in crore							
Sl.No	Sector	Project Name	No.of projects	Appraised cost	Physical progress in %	Expenditure	Status of work
404	Parks	Development of Green Spaces and Parks to Mestri Layout park, Koramangala Ward No.151, South Zone	1	2.35	100	2.32	completed
405	Parks	Development of Green Spaces and Parks to Gundu Thopu Park(Bhirathi), Ward No-54	1	0.95	100	0.94	completed
406	Parks	Development of Green Spaces and Parks to Mahadev Banakar Park, Ward No. 108, West Zone	1	1.28	100	1.21	completed
407	Parks	Development of Green Spaces and Parks to Kanakadasa Park, Govindarajanagar-Ward No.104, West Zone.	1	2.50	100	2.5	completed
Grand Total of Bangalore =			26	939.18		991.25	
Total=			407	4912.62		4277.90	

[Handwritten signature]

[Handwritten signature]

Religare Smart City Limited
SCM Project

(As on 30.06.2022) Ms. Inr

I. Completed Projects

Sl.No	Name of the Project	SCP Cost	Work Order Cost	Work Order date	Date of Completion as per contract	Actual Date of Completion	Financial Progress (Rs in Cr)	Present Status
1	Energy Auditing of Street Lights under Smart City Energy efficiency program	0.23	0.23	15.11.2017	28.03.2019	28.03.2019	0.23	Work Completed
2	Reset of Drinking Water Blinks (Phase I)	0.40	0.40	05.01.2018	28.07.2019	28.07.2019	0.40	Work Completed
3	High water Levelling & Compensating Facility in Parks & Open Spaces (Phase I)	0.10	0.10	16.07.2018	04.03.2019	04.03.2019	0.10	Work Completed
4	Smart Restrooms with Biogas Plant (Phase I - A) at Shri Shree of A (Phase I)	1.04	1.04	28.07.2018	19.09.2019	19.09.2019	1.04	Work Completed
5	Smart Restrooms with Biogas Plant (Phase I - A) at Shri Shree of A (Phase II)	2.00	1.91	01.03.2018	26.11.2018	15.02.2020	1.70	Work Completed
6	Rehabilitation of Street Lights	0.15	0.15	03.03.2018	19.04.2019	19.04.2019	0.15	Work Completed
7	Water in Parks Phase I (Water Pumps & Check Valve)	4.17	3.97	10.11.2017	30.07.2019	30.07.2019	3.97	Work Completed
8	Smart Class rooms Phase I Part A	0.25	0.25	13.07.2018	19.07.2019	19.07.2019	0.25	Work Completed
9	Smart Class rooms Phase I Part B	1.70	1.70	27.01.2019	30.07.2019	30.07.2019	1.70	Work Completed
10	Procurement of Digital Bill Board	0.40	0.40	02.03.2018	19.07.2019	19.07.2019	0.40	Work Completed
11	Procurement of Digital Bill Board	0.63	0.22	28.07.2019	07.08.2019	29.04.2020	0.22	Work Completed
12	Sanitary Sewerage in Parks and Recreational Center	0.73	0.73	18.09.2019	15.09.2019	15.09.2019	0.73	Work Completed
13	Development of Smart Class rooms Phase II Part A (10 nos)	0.16	0.16	17.07.2019	13.01.2020	19.09.2020	0.16	Work Completed
14	Development of Smart Class rooms Phase II Part B (10 nos)	1.14	1.02	17.07.2019	19.09.2019	15.01.2020	1.02	Work Completed
15	Implementation of System Integration for establishment of Common Command & Control Centre	76.80	45.09	01.02.2018	20.06.2019	15.03.2021	31.75	Work Completed
16	Commencement of Construction of Centre Building	1.15	2.94	03.02.2018	10.10.2019	30.01.2020	1.02	Work Completed
17	30 Bed Maternity Hospital at Vasanthi	2.27	2.27	15.10.2018	30.10.2019	30.10.2020	2.25	Work Completed
18	Smart Bus Shelters (PM Package III)	2.00	1.50	20.02.2019	22.11.2019	31.01.2020	1.09	Work Completed
19	Wastewater Treatment Plant Phase II	0.40	0.51	20.07.2019	30.04.2020	30.04.2020	0.51	Work Completed
20	Theme based Park Development - Saral Colony	1.09	0.97	10.10.2019	16.07.2020	07.10.2020	0.90	Work Completed
21	Theme based Park Development - Nathul Phase II	0.40	0.41	18.10.2019	16.07.2020	07.10.2020	0.40	Work Completed
22	Smart Restrooms Phase II	5.00	2.90	31.12.2018	25.10.2019	30.06.2020	3.85	Work Completed
23	Procurement of Traffic Signals under ITMS	3.00	1.69	20.08.2019	Revised 30.10.2019	30.03.2021	1.72	Work Completed
24	Reset of Drinking Water Blinks (Phase II)	0.75	0.71	04.11.2019	04.05.2020	03.11.2020	0.72	Work Completed
25	Theme based Park Development - Vasanthi Layout	1.50	1.21	10.10.2019	18.07.2020	10.12.2020	1.06	Work Completed
26	Theme based Park Development - Saral Nagar	1.00	1.50	17.11.2019	19.09.2020	10.12.2020	1.50	Work Completed
27	Procurement of Industrial Lab Room for Skill Development Center	0.96	0.96	09.06.2020	09.09.2020	25.09.2020	0.96	Work Completed
28	Procurement of CNC Milling & CNC Turning Machine for Skill Development Center	0.45	0.45	09.06.2020	31.12.2020	20.02.2021	0.33	Work Completed
29	Procurement of 3D Printing Machine for Skill Development Center	0.94	0.94	09.06.2020	31.12.2020	16.03.2021	0.70	Work Completed
30	Procurement of Desktop Computer, LED projector, Smart Board, Whiteboard for Smart Board for Skill Development Center	0.75	0.75	17.06.2020	31.12.2020	03.02.2021	0.70	Work Completed
31	Construction of Roads with Paver Blocks at SBI Colony (Pkt. A) Stage II	3.24	2.49	07.01.2020	06.10.2020	22.01.2021	2.40	Work Completed
32	Smart Restrooms with Biogas Plant & Recreational Center	1.00	1.47	10.10.2019	04.07.2020	08.07.2021	1.19	Work Completed
33	Construction of Sports Track at SBI Colony (Pkt. A) Stage II	5.10	6.17	06.07.2019	20.02.2020	31.01.2021	6.75	Work Completed
34	Construction of Roads with Paver Blocks at Hari Om Colony Stage 2nd Stage part II in Religare City Package 2B	3.09	2.40	04.07.2020	05.02.2021	30.06.2021	2.29	Work Completed
35	Smart Roads at Religare City Package 2B	22.49	24.22	20.02.2019	20.07.2020	28.02.2021	21.50	Work Completed
36	Smart Roads at Religare City Package 2B (Part A)	1.05	0.93	02.08.2019	07.11.2019	28.02.2021	0.93	Work Completed
37	Construction of Roads with Paver Blocks at Hari Om Colony Stage 2nd Stage part II in Religare City Package 2B	4.50	3.13	22.07.2020	21.03.2021	30.06.2021	3.47	Work Completed
38	Smart Road with Paver Blocks at Thakur, Vivekanand Colony and Murtha Colony (Pkt. A)	10.76	8.88	18.11.2019	17.11.2020	30.07.2021	9.54	Work Completed
39	Construction of 10 Bed Hospital at Vasanthi	2.25	2.04	30.07.2019	30.04.2020	30.06.2021	1.81	Work Completed
40	Construction of Roads with Paver Blocks at Anus Colony (P.C. Nagar) in Religare City Package 2B	3.68	2.90	31.01.2020	09.09.2020	09.06.2021	2.71	Work Completed
41	Up-gradation of Govt Library into E-Book Digital Library Phase-I	1.37	1.07	20.01.2020	20.01.2021	30.09.2021	1.10	Work Completed
42	Smart Roads at Religare City Package 2B	1.50	1.39	22.06.2020	11.03.2021	21.01.2022	1.27	Work Completed
43	Construction of Roads with Paver Blocks at Hari Om Colony (P.C. Nagar) in Religare City Package 2B	10.04	8.50	09.10.2019	05.06.2020	21.01.2022	8.15	Work Completed
44	Construction of Roads with Paver Blocks at Hari Om Colony (P.C. Nagar) in Religare City Package 2B	4.24	3.51	23.01.2020	22.10.2020	31.01.2022	3.47	Work Completed
45	Construction of Roads with Paver Blocks at Hari Om Colony (P.C. Nagar) in Religare City Package 2B	2.43	1.90	05.03.2020	06.12.2020	31.01.2022	2.09	Work Completed
46	Smart Roads at Religare City Package 2B	2.70	3.05	02.10.2020	04.07.2021	31.01.2022	2.16	Work Completed
	Total	213.31	164.72				143.45	

II. Ongoing Stage

Sl.No	Name of the Project	SCP Cost	WB Cost	Work Order date	Date of Completion as per contract	Probable date of Completion	Financial Progress (Rs in Cr)	Present Status
1	Water supply to Smart Roads at KPTCL road and Marol road (Mumbai Road)	25.00	22.49	10.11.2017	09.11.2018	20.06.2022	16.18	<ul style="list-style-type: none"> KPTCL Road: PCC: 2705m, 200 m completed SWB: 4705m, 495 m completed Utility: 2705m, 605 m completed Footpath: 2705m, 545 m completed Electricity: 2705m, 615 m completed Manhole: Road: PCC: 920 m, RHS: 1100 m, 135 700 m completed SWB: 1420 m, RHS: 1500 m, LHS: 725 m completed Utility: 1420 m, 250 m completed Footpath: 1420 m, 150 m completed PHYSICAL PROGRESS: 80% FINANCIAL PROGRESS: 70% Approved in 34th Board Meeting to "Revised the Work" Done Package in MDM Mumbai.
2	Smart Roads at Dhanu Path Area (Package II) (A) Type (with Ducting) 32.475 Km	47.00	39.05	26.09.2018	25.03.2020	31.03.2022	32.19	<ul style="list-style-type: none"> TWT: 4970/4970m completed SWB: 4900/4970m completed Electricity: 4970/4970m completed UGD: 4740/4970m completed HDPE: 4730/4970m completed Lycik Track: 3500/3970m completed Footpath: 4500/4970m completed PHYSICAL PROGRESS: 82% FINANCIAL PROGRESS: 74%
3	City Bus Terminal - CBT	33.70	22.27	03.10.2018	09.10.2020	04.10.2022	14.52	<ul style="list-style-type: none"> 100% of excavation work completed 30% of foundation completed UGF slab casting completed UGF slab casting works in progress for 2nd expansion joint Support structure on phase 2 & 3 work in progress Entry ramp & pedestrian ramp: Work in progress P&I: CR: 500/500 - 45% FINANCIAL PROGRESS: 43%
4	Smart Roads at Sumer Area (Package II) (A) Type (with Ducting) 1.5 Km	42.50	35.77	17.11.2018	26.07.2020	11.07.2022	31.17	<ul style="list-style-type: none"> TWT: 6700/6740m completed SWB: 6740/6740m completed Electricity: 2425/2425m completed UGD: 2530/2530m completed HDPE: 1425/1425m completed Footpath: 6740/6740m completed Footpath: 6740/6740m completed Electricity: 6740/6740m completed Support structure on phase 2 & 3 work in progress PHYSICAL PROGRESS: 97% FINANCIAL PROGRESS: 79%
5	Smart Roads at Sumer Area (Package II) (A) Type (with Ducting) 1.5 Km	42.50	35.77	17.11.2018	26.07.2020	11.07.2022	32.79	<ul style="list-style-type: none"> TWT: 6700/6740m completed SWB: 6740/6740m completed Electricity: 2425/2425m completed UGD: 2530/2530m completed HDPE: 1425/1425m completed Footpath: 6740/6740m completed Footpath: 6740/6740m completed Electricity: 6740/6740m completed Support structure on phase 2 & 3 work in progress PHYSICAL PROGRESS: 97% FINANCIAL PROGRESS: 79%

6	White Roads at Mahawadi Area (Package V) (Gopur Road, Manjori Road to 1st gate, Manjori Road to 2nd gate, Manjori Road) / 1 Km (with Budget) 5.65 Km	43.50	7.9	23-01-2019	23-01-2020	31-03-2023	24.52	White Roads - 4.65 Km completed SVC works completed (2240 out of 2240 completed), SVC tank completed (2430m out of 2430m), Footpath works completed (2570m out of 2570m completed), Circuiting works completed (1910m out of 1910m), Electrical works, lighting works in progress FINANCIAL PROGRESS: 90% PHYSICAL PROGRESS: 90%
7	UG-UT Cabling Package I (Anjanagar Area)	7.25	7.20	05-02-2019	05-02-2020	30-04-2022	6.64	195 Nos. Ferrule Pillars are installed out of 195 Nos. Single Span Pole Transformer erection complete to 17 Nos. out of 17 Nos. UG/UT cable laid is 130 kms out of 174.2 kms, Street light installed 309/438 Street light foundation completed FINANCIAL PROGRESS: 92% PHYSICAL PROGRESS: 92%
8	UG-UT Cabling Package II (Maharaja Nagar)	7.22	6.70	05-02-2019	05-02-2020	30-04-2022	6.12	200 Nos Ferrule Pillars are installed out of 200 Nos. Single Span Pole Transformer erection complete to 21 Nos. out of 21 Nos. UG/UT cable laid is 135 kms out of 142.7 kms, Street light installed 11,2416 Street light foundation completed FINANCIAL PROGRESS: 91% PHYSICAL PROGRESS: 90%
9	UG-UT Cabling Package III (Anjanagar Area)	8.31	8.22	05-02-2019	05-02-2020	30-04-2022	6.89	250 Nos Ferrule Pillars are installed out of 250 Nos. Single Span Pole Transformer erection complete to 19 Nos. out of 19 Nos. UG/UT cable laid is 147 kms out of 162.43 kms, Street light installed 206/422 Street light foundation completed FINANCIAL PROGRESS: 90% PHYSICAL PROGRESS: 83%
10	Hebarga Park - Phase II	38.55	16.62	28-07-2019	27-08-2020	31-12-2022	2.36	Development of Pathways and Refueling Pathways and works for the Pathways completed for 2102M. Pathways sub grade works in progress Construction Open Air Theatre Site Clearance completed Pallet Block works in progress Pavilion works in progress Fencing in progress Development of Pathways and Refueling Pathways and works for the Pathways completed for 2102 M. Pathways sub grade works in progress Construction Open Air Theatre Site Clearance completed Court Stay FINANCIAL PROGRESS: 37% PHYSICAL PROGRESS: 17%
11	Development of Mallam Market at Mahawadi (1st Phase)	17.18	4.68	26-07-2019	20-07-2021	31-12-2022	13.66	• 600 sq. ft. works completed • 600 sq. ft. works completed • Electrical works completed up to second floor. • Block masonry & plastering works @ 1st floor, 2nd floor, and 3rd floor • OHT installation & reinforcement works in progress • Project room slab casting & reinforcement works in progress • Construction hall structural works in progress Site Work - Court stay order (2 Shop owners) in partial area of the site. FINANCIAL PROGRESS: 45% PHYSICAL PROGRESS: 45%
12	White Roads at Mahawadi Area (Package VI) (Gopur Road, Manjori Road to 1st gate, Manjori Road to 2nd gate, Manjori Road) / 1 Km (with Budget) 5.65 Km	50.60	21.29	17-08-2019	16-08-2020	28-02-2022	34.15	TWT 8.64 m completed out of 8.64 m, Medium 2.0 Km completed out of 2.0 Km SVC 2.0 Km completed out of 2.0 Km UG/UT 2.0 Km completed out of 2.0 Km Footpath 2.0 Km completed FINANCIAL PROGRESS: 95% PHYSICAL PROGRESS: 95%
13	White Topping of Roads Package 1 (Road from BMC Junction to Kargali Circle)	13.55	11.22	12-07-2019	11-07-2020	31-03-2022	9.71	SVC 2820/3120 m completed Carriage Way 1320/3120 m completed Cycle tracks 1170m/1120m formation completed Footpath 7520/1120m formation completed UG/UT House Connection pending Avenue plantation: Plantation pending Physical Progress: 82% Financial progress: 76%
14	Construction of Path and Cycle Track (BMC) Package 2 (Rajwade Road to Gopur Road, Manjori Road to 1st gate, Manjori Road to 2nd gate, Manjori Road) / 1 Km (with Budget) 5.65 Km	34.85	27.00	12-07-2019	11-07-2020	31-03-2022	27.11	SVC 2238 m/2238 m completed Cycle track 2460m/2460m completed Footpath 9420m/9420m completed Avenue plantation: Plantation work started Bus Shelter: 04/04 completed Street light: 500/720m completed Physical progress: 75% Financial progress: 61%
15	Construction of Path and Cycle Track (BMC) Package 3 (BMC Junction to Avani Nagar Junction and Avani Nagar Circle to Inamdar Chowk)	7.81	6.07	30-07-2019	29-07-2020	28-02-2022	4.68	Cycle Track 1.1 km/1.1 km completed SVC 1.79 km/1.79 km completed Footpath 2.55 km/2.55 km completed FINANCIAL PROGRESS: 92% PHYSICAL PROGRESS: 77%
16	Development of Mahatma Park Garden, Thakwadi	2.85	2.72	12-07-2019	11-04-2020	31-03-2022	1.97	AS work completed Electrical Poles 54 nos pending FINANCIAL PROGRESS: 95% PHYSICAL PROGRESS: 73%
17	White Topping of Roads Package 2 (1st Gate Circle - Singur Road to Gopur Road, Manjori Road to 1st gate, Manjori Road to 2nd gate, Manjori Road) / 1 Km (with Budget) 5.65 Km	47.02	34.49	16-09-2019	17-09-2020	31-03-2022	36.29	TWT 338 Km (BHS) completed out of 338 Km (BHS) SVC 820 Km (BHS) out of 820 Km (BHS) Medium 3.86 Km (BHS) completed out of 3.86 Km (BHS) SVC 1.60 Km (BHS) completed out of 1.60 Km (BHS) UG/UT 0.52 Km (BHS) completed out of 0.52 Km (BHS) Footpath 120 Km (BHS) completed out of 120 Km (BHS) Avenue Plantation: 399 Km (BHS) completed out of 399 Km (BHS) Street Light: 114 Km (BHS) completed out of 114 Km (BHS) Road Furniture: 3.2 Km (BHS) completed out of 3.2 Km (BHS) Electrical: 2.0 Km (BHS) completed out of 2.0 Km (BHS) Avenue Plantation: 175 out of 175 poles Site Work - Court Stay for 500m road works FINANCIAL PROGRESS: 95% PHYSICAL PROGRESS: 95%
18	UG-UT (Package I) Mahawadi Area	4.86	7.28	27-09-2019	26-09-2020	31-03-2022	6.57	150 Nos Ferrule Pillars are installed out of 150 Nos. Single Span Pole Transformer erection complete to 16 Nos. out of 16 Nos. UG/UT cable laid is 95 kms out of 97.24 kms, Street light foundation and erection - Out of 295 Nos. only 120 Nos of poles foundation has been completed. The balance to be erected FINANCIAL PROGRESS: 82% PHYSICAL PROGRESS: 82%
19	UG-UT (Package II) Mahawadi Area	4.86	7.28	27-09-2019	26-09-2020	31-03-2022	6.57	150 Nos Ferrule Pillars are installed out of 150 Nos. Single Span Pole Transformer erection complete to 16 Nos. out of 16 Nos. UG/UT cable laid is 95 kms out of 97.24 kms, Street light foundation and erection - Out of 295 Nos. only 120 Nos of poles foundation has been completed. The balance to be erected FINANCIAL PROGRESS: 82% PHYSICAL PROGRESS: 82%

20	UG LT (Package 6) Mahatma Colony & Vansawali	7.25	7.69	27.08.2019	26.09.2020	31.05.2022	7.52	107 Nos. Pedder Pillars are installed out of 112 Nos. Single Spun Pole Transformer erection on site is 27 Nos. out of 26 Nos. UG LT cable laid is 69 kms out of 14.96.4 kms. Street light installed are all out of 26 Nos of 7mtr and 244 Nos of 9mtr street light pole. PHYSICAL PROGRESS: 90% FINANCIAL PROGRESS: 89%
21	UG LT (Package 7) 3rd Kalyanwadi to 1st Railway gate Area	6.64	7.03	27.08.2019	26.08.2020	31.05.2022	6.42	106 Nos. Pedder Pillars are installed out of 160 Nos. Single Spun Pole Transformer erection on site is 24 Nos. out of 24 Nos. UG LT cable laid is 59 kms out of 72.99 kms. Street light installed are all out of 26 Nos of 7mtr and 244 Nos of 9mtr street light pole. PHYSICAL PROGRESS: 82% FINANCIAL PROGRESS: 82%
22	UG LT (Package 8) Shivrajwar Path Road & Mahatma Phule Road Area	7.29	7.73	27.08.2019	26.08.2020	31.05.2022	7.55	106 Nos. Pedder Pillars are installed out of 293 Nos. Single Spun Pole Transformer erection on site is 24 Nos. out of 24 Nos. UG LT cable laid is 66 kms out of 98.54 kms. Street light installed are all out of 96 Nos of 7mtr and 216 Nos of 9mtr street light pole. PHYSICAL PROGRESS: 90% FINANCIAL PROGRESS: 89%
23	UG LT (Package 9) Dr. SPM Road & Lal Bahadur Shastri Nagar Area	7.61	8.08	27.08.2019	26.08.2020	31.05.2022	8.63	104 Nos. Pedder Pillars are installed out of 208 Nos. Single Spun Pole Transformer erection on site is 18 Nos. out of 18 Nos. UG LT cable laid is 115 kms out of 139.78 kms. Street light installed are all out of 51 Nos of 7mtr and 236 Nos of 9mtr street light pole. PHYSICAL PROGRESS: 92% FINANCIAL PROGRESS: 90%
24	UG - LT (Tidaling) with Recreative Poles (PAN) Package 10, Bank of India to Basवेश्वर Circle (Kharabag)	7.27	7.77	27.08.2019	26.08.2020	31.05.2022	7.41	170 Nos. Pedder Pillars are installed out of 193 Nos. Single Spun Pole Transformer erection on site is 15 Nos. out of 15 Nos. UG LT cable laid is 98 kms out of 124.63 kms. Street light installed are all out of 118 Nos of 7mtr and 116 Nos of 9mtr street light pole. PHYSICAL PROGRESS: 90% FINANCIAL PROGRESS: 90%
25	UG - LT (Tidaling) with Recreative Poles (PAN) Package 11, Basवेश्वर Circle (Kharabag) to Parkon Field Hazrat	6.48	6.94	27.08.2019	26.08.2020	31.05.2022	6.84	108 Nos. Pedder Pillars are installed out of 138 Nos. Single Spun Pole Transformer erection on site is 13 Nos. out of 13 Nos. UG LT cable laid is 45 kms out of 87.63 kms. Street light installed are all out of 16 Nos of 7mtr and 134 Nos of 9mtr street light pole. PHYSICAL PROGRESS: 90% FINANCIAL PROGRESS: 90%
26	Construction of Street Light poles in Package 12, Railway 4th Gate to Parkon Field Hazrat	6.50	4.48	26.09.2019	29.09.2020	31.03.2022	3.23	Construction of street light poles completed 17 Nos/21 Nos. Painting, 100% completion. Lamp Marking Completed. W.D. Completed. Total of 100% 95% PHYSICAL PROGRESS: 95% FINANCIAL PROGRESS: 95%
27	Pravara Park - Phase II	3.18	1.80	04.11.2019	03.11.2020	31.03.2022	0.35	1. Preparation of Sculptures - Preparation of Sculptures in progress. 2. Building Renovation - Site clearing complete. Building interior cleaning in progress. 3. Structural Repair works commenced for ground floor, roof slab. Contractors. PHYSICAL PROGRESS: 40% FINANCIAL PROGRESS: 18%
28	Smart Road with White Topping at Anagol Road (Big Bazar To Madhav Shop) (Package 9): 1.140km	12.15	10.35	19.10.2019	18.10.2020	28.02.2022	5.31	Resurfacing works Pending. PHYSICAL PROGRESS: 95% FINANCIAL PROGRESS: 51%
29	Smart Road with White Topping at Vadgaon Road in Mahaveer Bhawan (Package 11): 1.290km	12.99	11.02	19.10.2019	18.10.2020	31.01.2022	6.40	Resurfacing works Pending. PHYSICAL PROGRESS: 90% FINANCIAL PROGRESS: 58%
30	White Topping of Roads Package 3 (1) 300 Circle - Nath-Pal Circle - Madhavanagar - Shiv-Nayabind Sector - RPD Cross - Mahaveer Park - Banbury Gate (1) Nath-Pal - Keshri - Bad - Kasturba - Bazar Circle	9.13	7.50	21.11.2019	21.11.2020	31.01.2022	19.77	Carriage way (4200 m/4600m) completed. S.W.D: 2000 m/2310 m completed. Median construction: 1200 m/1420 m completed. Footpath: 2000 m/2300 m completed. PHYSICAL PROGRESS: 80% FINANCIAL PROGRESS: 69%
31	White Topping of Roads Package 4 (1) Bank of India to Old PB Road	6.87	5.80	11.11.2019	10.11.2020	31.03.2022	5.01	White Topping (560 m): S.W.D (560 m): Completed. Utility Ducts - Completed. Laying of 600mm dia. NP3 pipes Completed. PHYSICAL PROGRESS: 85% FINANCIAL PROGRESS: 84%
32	Smart Road with Paver Blocks at Shastri Nagar, Kapilchewar Colony and Madhav Road (to 5) (Package 6): 0.5 km	9.44	8.16	19.11.2019	19.11.2020	28.02.2022	8.02	Carriage way (Paver Block 50914 sq-m): 50919 sq-m completed. PHYSICAL PROGRESS: 98% FINANCIAL PROGRESS: 95%
33	Smart Road with White Topping at Sector 10, 11 & 12 Sector 10, 11 & 12 Showroom (Package 10): 1.93km	17.30	15.05	31.01.2020	30.01.2021	31.03.2022	6.87	S.W.D: 2000/2000m completed. S.W.D: 2140m/2140m completed. Cycle track formation work completed for 1000m/1500m. Footpath formation work completed for 2620m/2100m. UG LT cable laid. PHYSICAL PROGRESS: 60% FINANCIAL PROGRESS: 45%
34	Construction of Roads with Paver Blocks at Shastri Nagar - Balance Roads (South side of Mahaveer Phule Road (to Parkon) in Belgaon City Package 18	5.92	3.35	23.01.2020	22.01.2020	28.02.2022	3.01	Drain work 2930/2994m completed. Carriage way 0836/9993sq-m completed. PHYSICAL PROGRESS: 90% FINANCIAL PROGRESS: 89%
35	Construction of Roads with Paver Blocks at Shastri Nagar - Balance Roads (North side of Mahaveer Phule Road (to Parkon) in Belgaon City Package 19	6.07	3.96	23.01.2020	22.01.2020	28.02.2022	3.75	Drain work in flow m/s 1800/2460m completed. Paver block 1862/1989sq-m completed. PHYSICAL PROGRESS: 90% FINANCIAL PROGRESS: 85%
36	Construction of Roads with Paver Blocks in 5th Sector - Chhatrapati Nagar in Belgaon City Package 20	3.91	4.19	01.02.2020	02.12.2020	31.03.2022	2.95	S.W.D: 1120/1260m completed. UG LT: 1120/1260m completed. Paver: 560m/630m completed. PHYSICAL PROGRESS: 89% FINANCIAL PROGRESS: 80%
37	Construction of Roads with Paver Blocks in 6th Sector - Chhatrapati Nagar Part II in Belgaon City Package 21	2.47	2.41	01.02.2020	01.02.2021	31.03.2022	1.87	S.W.D: 2000/2000m completed. UG LT: 2000/2000m completed. Paver: 1000/1000m completed. PHYSICAL PROGRESS: 90% FINANCIAL PROGRESS: 89%
38	Construction of Roads with Paver Blocks in 6th Sector - Chhatrapati Nagar Part III in Belgaon City Package 22	2.63	2.35	01.02.2020	01.02.2021	31.03.2022	2.43	Drain work in flow m/s 1800/2460m completed. Paver block 1862/1989sq-m completed. PHYSICAL PROGRESS: 90% FINANCIAL PROGRESS: 89%
39	Construction of Roads with Paver Blocks in 6th Sector - Chhatrapati Nagar Part IV in Belgaon City Package 23	2.91	2.65	01.02.2020	01.02.2021	31.03.2022	2.47	Drain work in flow m/s 1800/2460m completed. Paver block 1862/1989sq-m completed. PHYSICAL PROGRESS: 90% FINANCIAL PROGRESS: 89%
40	Construction of Roads with Paver Blocks in 6th Sector - Chhatrapati Nagar Part V in Belgaon City Package 24	2.91	2.65	01.02.2020	01.02.2021	31.03.2022	2.47	Drain work in flow m/s 1800/2460m completed. Paver block 1862/1989sq-m completed. PHYSICAL PROGRESS: 90% FINANCIAL PROGRESS: 89%

40	Construction of Recre with Power Blocks in Udaan Nagar Part 4 in Belagavi City Phase-27	4.83	3.91	24.06.2020	29-09-2021	31.09.2022	2.22	Contract awarded 17/11/2019 completed SMD 2346/2346m completed UGIT 2250/2346m completed PHYSICAL PROGRESS: 90% FINANCIAL PROGRESS: 97%
41	Regradation of Govt City Library into Blocks of Digital Library (Phase-18-IC)	1.63	1.36	17-07-2020	17-03-2022	17-04-2022	1.33	AR Appraisal work is completed Mobile Application is pending FINANCIAL PROGRESS: 95% FINANCIAL PROGRESS: 97%
42	Water supply to the blocks in Belagavi City Phase-28	9.31	7.43	03-08-2020	03-08-2021	20-02-2022	7.39	250/750m (PHS) water supply completed 750/750m (PHS) water supply completed 650/750m (PHS) water supply completed 600/720m (JUGUD) work completed PHYSICAL PROGRESS: 95% FINANCIAL PROGRESS: 99%
43	MMT Zone A, New Keys zone (CAN)	8.50	5.43	07-10-2020	06-07-2021	21-03-2022	3.72	Drain works completed Kiosks/Shops substructure works completed Kiosks/Shops plumbing to level slab bottom, works completed Carriageway improvement completed Kiosks/Shops roof slab works completed Footpath works completed or LHS Kiosks/Shops Interior BIM works under progress PHYSICAL PROGRESS: 75% FINANCIAL PROGRESS: 60%
44	Development of Art Gallery	6.00	5.36	19-01-2021	18-06-2022	31-12-2022	6.06	Work order issued on 19-01-2021 Excavation is under progress PHYSICAL PROGRESS: 05% FINANCIAL PROGRESS: 12% Court Stay
45	Development of Aviation gallery	8.00	7.23	19-01-2021	19-06-2022	31-12-2022	6.81	Work order issued on 19-01-2021 Base preparat on is under progress PHYSICAL PROGRESS: 01% FINANCIAL PROGRESS: 11% Court Stay
46	Construction of Villages depicting the rural culture of India	12.00	10.69	27-01-2021	26-01-2023	30-06-2023	3.22	Work order issued on 27-01-2021 Preliminary Survey Completed PHYSICAL PROGRESS: 01% FINANCIAL PROGRESS: 11% Court Stay
47	Development of Anganwadi at Belagavi Part-B	2.20	0.72	20-01-2021	27-09-2021	28-02-2022	0.44	Procurement of play equipments is under progress-100% of Anganwadis out 250 Nos PHYSICAL PROGRESS: 75% FINANCIAL PROGRESS: 61%
48	Development of Police at Midland area work, Chikka Baag Park, Mahadevi Temple, Police Colony Park & Sarathi Nagar Park in Belagavi City	3.25	2.69	20-01-2021	27-01-2022	27-01-2022	0.39	Green-ROC work completed Pathway and channel completed PHYSICAL PROGRESS: 25% FINANCIAL PROGRESS: 60%
49	CCTV based City Surveillance, Traffic Violation Monitoring & Tracking system work in Dhyanyang, Thakur and Swajampur Police station limits of Belagavi City	4.63	3.84	30-07-2021	30-04-2022	30-04-2022	0.01	Work order issued on 30-07-2021 PHYSICAL PROGRESS: 00% FINANCIAL PROGRESS: 00%
50	Management of Water Treatment Plant I	1.94	2.97	08-11-2021	08-11-2022	08-11-2022	0.00	Work order issued on 08-11-2021
51	Management of Water Treatment Plant II	2.10	2.69	08-11-2021	08-11-2022	08-11-2022	0.00	Work order issued on 08-11-2021
52	Management of Water Treatment Plant III	1.71	1.77	22-01-2022	22-01-2022	22-01-2022	0.00	Work order issued on 22-01-2022
53	Providing basic facility and supporting infrastructure to the newly developed smart schools in Belagavi City	3.86	2.91	07-10-2020	05-07-2021	06-04-2022	0.52	Contract awarded to 10 schools Cultural Stage at Kanowati Foundation completed, construction of new toilets at 7 schools completed. PHYSICAL PROGRESS: 69% FINANCIAL PROGRESS: 27%
54	Construction of Anganwadi at Belagavi City	1.00	1.00	17-10-2020	01-09-2022	01-09-2022	0.00	28 Anganwadis completed out of 48 Anganwadis 32 Anganwadis construction in progress 27 Anganwadi Electrical works under progress Cook House, Kitchen, Painting and Kitchen Platform under progress PHYSICAL PROGRESS: 75% FINANCIAL PROGRESS: 75%
55	Improvement of HIMS Hospital	1.00	1.00	21-12-2020	30-09-2021	31-08-2022	0.16	Demolition of toilets completed Repair work in progress Plumbing electric work completed Flooring and painting work in progress PHYSICAL PROGRESS: 50% FINANCIAL PROGRESS: 15%
56	Area Development at Belagavi Nagar	5.25	4.14	26-01-2021	27-01-2022	27-04-2022	2.79	150m/180m Drain completed Foundation between 2nd Anganwadi construction completed and external works are in progress Leveling of Plot and Market Place is completed and construction work is completed PHYSICAL PROGRESS: 75% FINANCIAL PROGRESS: 67%
57	Smart Classroom Phase IV	6.00	4.80	16-03-2021	16-09-2021	31-10-2022	0.01	Survey Completed Civil and Electric work of 113/441 Classrooms Completed PHYSICAL PROGRESS: 15% FINANCIAL PROGRESS: 61% To be re-tendered for Balance work
Total		715.57	651.11				455.61	

III. Tendering Stage							
Sl.No	Name of the Project	SCP Cost	Tender Cost	Tender Date	Last Date of Bid Submission	Present Status	Present Status
1	Procurement of mechanical sweeper machine	1.12	1.12	05-09-2020	19-09-2020	5	To be re-tendered by corporation.
IV. DPR Stage/FR Stage							
Sl.No	Name of the Project	SCP Cost	DPR Cost	DPR approval date	Tendering Date of Tendering	Present Status	Present Status
Total		0.00	0.00				
PUBLIC-PRIVATE PARTNERSHIP (PPP) Project							
Sl.No	Name of the Project	SCP Cost	WO Cost	Work Order date	Date of Completion as per Tender	Actual date of Completion	Present Status
II. Disposal of work							
Sl.No	Name of the Project	SCP Cost	WO Cost	Work Order date	Date of Completion as per Tender	Probable date of Completion	Present Status
1	Construction of Mechanical Sweeper Machine	1.12	1.12	17-03-2021	15-01-2022	15-01-2022	Contract awarded on 17-03-2021 Work order was issued on 15-01-2022 The work is in progress for 143/441 Classrooms in Belagavi City
2	PPP Smart Classroom	1.00	1.00	07-09-2021	30-12-2022	30-12-2022	Contract awarded on 07-09-2021 Work order was issued on 30-12-2022 The work is in progress for 113/441 Classrooms in Belagavi City

Sl.No	Name of the Project	SCP Cost	Tender Cost	Tender Date	Last Date of Bid Submission	Present Status
3	Multi Level Car Parking at Fire Fly gas station, Kharmanor	0.00	15.51			LOA issued on 28.12.2021 RDC requesting letter sent to City Corporation, Belagavi for Handing over of site
Total		60.71	99.70			
III. Tendering Stage						
1	Multi Level Car Parking at Bhalmouth Circle	148.48	06.21	14.01.2022	03.02.2022	Tender cum Invitation (Call-05) NT issued on 14-01-2022 Last Date for submission: 03-02-2022 (Extended upto 14.07.2022) Pre Bid Meeting: 25.01.2022 Technical Bid Opening: 05-02-2022 (Extended upto 16.02.2022)
2	Multi Level Car Parking at, Mahadevi Nagar	22.67	16.70	14.01.2022	03.02.2022	Tender cum Invitation (Call-05) NT issued on 14-01-2022 Last Date for submission: 03-02-2022 Pre Bid Meeting: 25.01.2022 Technical Bid Opening: 05-02-2022 Single Bid received (Undertaken Private Limited), Technical Evaluation
3	Multi Level Car Parking at, Bapat Galli	7.00	7.00	14.01.2022	03.02.2022	Tender cum Invitation (Call-05) NT issued on 14-01-2022 Last Date for submission: 03-02-2022 Pre Bid Meeting: 25.01.2022 Technical Bid Opening: 05-02-2022 Single Bid Received (JYG India Mumbai)
Total		178.15	121.52			

Sl.No	Name of the Project	SCP Cost	BPR Cost	BPR Approval Date	Final Approval Date	Present Status
Total		4.00				Nil
Grand Total PPP		265.21	190.25			

Sl.No	Name of the work	DPR Cost (Rs Cr)	Work Order Cost (Rs Cr)	Present Status
1	GGT Line	316.27	316.27	Work Completed
2	Swimming Pool	2.75	2.75	Work Completed
3	Ballminton Court	1	1	Work Completed
4	Swimming	1.5	1.5	Work Completed
5	Neighbourhood Park Development	2	2	Work Completed
6	View Development on Kulkarni Road	19.5	19.5	Work Completed
7	Other Bridge on MH 19 Road	24.05	24.05	Work Completed
8	Segregation of Old Ganga Road	18.25	18.25	Work Completed
9	Segregation of New Kulkarni Road	14.3	14.3	Work Completed
10	Public Urinals/Sanitary Toilets	1.5	1.5	Work Completed
11	Handicapped Friendly Pathways	10.65	10.65	Work Completed
12	Footpath Way Improvement	70	70	Work Completed
13	Providing Pavers in Urinal Garden in G.M Area and providing pavers in Mahadevi Circle	0.35	0.35	Work Completed
14	Construction, Survey, Development of steps in lake ground and development of Sanitary Sports Ground in Mahadwar Road	0.35	0.35	Work Completed
15	Construction of Toilet and Gymnasium in near Shivaji Garden	0.3	0.3	Work Completed
16	Development of Garden in Balmantesh Nagar	0.95	0.95	Work Completed
17	Development of Garden in Mahadevi Nagar Sector No-8	0.45	0.45	Work Completed
18	Providing Play frame materials in shirganapur	0.5	0.5	Work Completed
19	Development of Garden in Ashok Nagar near Masjid	0.4	0.4	Work Completed
20	Construction of Play Ground in Sector No-9 Mahadevi Extension	0.4	0.4	Work Completed
21	Construction of Play Ground in Sector No-2 Mahadevi Nagar	0.4	0.4	Work Completed
22	Construction of Play Ground in open space near Ashwariya Diversion Road	0.5	0.5	Work Completed
23	Construction of Glass House at Mahantesh Nagar Garden	0.3	0.3	Work Completed
24	Construction of Children Garden in Samudra Colony (NSV) and Around Nagar in Vasagan	0.3	0.3	Work Completed
25	Development of Sports Ground in Shanti Colony and Development of Mahadevi Public garden in Tilwad	0.3	0.3	Work Completed
26	Construction of Samudra Bhavan in ward No-3 Ashwariya Nagar	0.25	0.25	Work Completed
27	Development of Garden in Kulkarni Road near Ashwariya	0.3	0.3	Work Completed
28	Development of Garden in Balmantesh Nagar	0.25	0.25	Work Completed
29	Development of Garden in Ashwariya Nagar	0.4	0.4	Work Completed
30	Development of Garden near Santhi Nagar near Ashwariya	0.95	0.95	Work Completed
31	Development of open space garden near Bhat house in Hanuman Nagar	0.95	0.95	Work Completed
32	BUDA scheme No-12-Development of garden in open space	0.5	0.5	Work Completed
33	BUDA scheme No-51 -of Garden in open space near Barade House	0.95	0.95	Work Completed
34	Development of Garden in open space in site No 590 Bamp. 591	0.5	0.5	Work Completed
35	Development of Garden in Basava Colony and providing pavers in the garden near Bhat House Hanuman Nagar	0.55	0.55	Work Completed
36	Development of Garden in Devaraj Arav Colony	0.5	0.5	Work Completed
37	Construction of Play Ground in Sarangeshwar Nagar	0.5	0.5	Work Completed
38	Construction of Hockey Stadium in Camp Area	0.95	0.95	Work Completed
39	Construction of play Ground in Government School in Vishweshwarth Nagar and Police Head Quarters Kanabargi Bamp. Development Area	0.4	0.4	Work Completed
40	BUDA scheme No-51 -Construction of Glass House in open space	0.4	0.4	Work Completed
41	Construction of library Building, Camp, Chava 2 Building in Kanabargi	0.5	0.5	Work Completed
42	Construction of Art Gallery at Mahantesh Nagar	2	2	Work Completed
43	City Gas Distribution	90	90	Work Completed
44	Construction of Mother Teresa memorial in shahu Nagar Belagavi	0.45	0.41	Work Completed
45	Requisition of site in camp CEO house back side and filling of filter pit in Bamp.	0.25	0.25	Work Completed
46	Providing Lamp, Baling Electrical poles at Bhat house, open space near project no-47, Basava Project in Hanuman Nagar ATMC cross.	4.26	4.26	Work Completed
47	Providing gas supply to meter, MTR and street light arrangement at Bhat house, Ashwariya Nagar, Ashwariya Nagar, Ashwariya Nagar	3.7	3.7	Work Completed
48	Providing Lamp, filling light poles, filling light poles in play ground in Ashwariya Nagar, Ashwariya Nagar, Ashwariya Nagar, Ashwariya Nagar	1.19	1.19	Work Completed
49	Construction of RCC drain in Sambhal path Bhat, Ashwariya Nagar, Ashwariya Nagar, Ashwariya Nagar, Ashwariya Nagar	2.74	2.74	Work Completed
50	Construction of Bhat house near Ashwariya Nagar, Ashwariya Nagar, Ashwariya Nagar, Ashwariya Nagar	0.91	0.91	Work Completed
51	Street Light, Installation of G.P. cross New G.P. cross Ashwariya Nagar near Ashwariya Nagar, Ashwariya Nagar, Ashwariya Nagar, Ashwariya Nagar	0.95	0.95	Work Completed
52	Lake Development/Improvement of Lake near Ashwariya Nagar, Ashwariya Nagar, Ashwariya Nagar, Ashwariya Nagar	0.4	0.4	Work Completed
53	Construction of Ashwariya Nagar, Ashwariya Nagar, Ashwariya Nagar, Ashwariya Nagar	0.75	0.75	Work Completed
54	Development of open space in Ashwariya Nagar, Ashwariya Nagar, Ashwariya Nagar, Ashwariya Nagar	0.02	0.02	Work Completed
55	Road Improvement of roads and construction of gutter in Bhat house near Ashwariya Nagar, Ashwariya Nagar, Ashwariya Nagar, Ashwariya Nagar	0.91	0.91	Work Completed

56	Other construction works at C.I.C. no 9674 in place of construction of swimming pool area. Ashok Nagar, installation of 20' beam in fish market/fulton market, providing electrical supply at cricket stadium, installation of national flag at college etc.	11.39	11.39	Work Completed
57	Other works connected to the swimming pool at open space in sector No. 55, Belgaon (near main Nagar) at the south Market Layout, Hockey stadium, construction of glass house in market/nagar Commercial shops at APMC road, BMC for ban ban infrastructure, Development of 20' in Ban Ban Belgaon.	11.39	11.39	Work Completed
58	Under ground drainage construction of 60' in Ashok Nagar colony of Mukund Nagar gate at 55th street.	2.77	2.77	Work Completed
59	20' x 4' 1/2' segment of 1st and 2nd Main Highway, Junction through S.I. to main at Pathy Nagar, Ashok Nagar.	5.1	5.1	Work Completed
60	Re-land improvement of Road and providing decorative street lights in fort area, Bahadur area, J.P. Nagar colony Ashok Nagar colony.	20	20	Work Completed
61	20' x 4' 1/2' segment of 1st and 2nd Main Highway, Junction through S.I. to main at Pathy Nagar, Ashok Nagar.	2.91	2.91	Work Completed
62	Improvement of Road at Hanarata Nagar and Cr Road of Sadashiv Nagar, Cr. Road at Anand Nagar and Anand Gullies at Harajit area Colony, Bogar Colony and Malveer Colony and Cr Road at Bayan Gullies, at Jagan Gullies and Aman Nagar, Nilamuddin Gullies of New Gandhi Nagar at Gubar Gullies and Pavets at Anand Nagar and GDB at Aman Nagar. Improvement of Road at Piranawadi, at Machhi Gram Pradhyas.	4.88	4.88	Work Completed
63	Miramites Girls P.H. College and Hostel Building, Post Matric Girls Hostel Post Matric Boys Hostel, Ramteerth Nagar at Swam Layout, Madhya Ramteerth Nagar, New Year Bhadrinagar, Nukmin Nagar, Tiba Nagar, Ganda Nagar M.U.S, S-I, Khannar Gullies, Belgaon.	19.77	19.77	Work Completed
64	Avenue plantation.	1	0.92	Work Completed
65	Police Housing Corporation 1) construction of police station (Grade -5) at Shabar in Belgaon under DC Modernization 2) construction of Nucleus/Multi purpose hall with infra structure facilities for PSHP 2nd Phase at APMC Rangarath in Belgaon District under 2017-18 state Budget Scheme. 3) Construction of 70 Police Quarters (60 DC Range, 10 S.I.) including safety infrastructure works for DPAR at Police Head quarters in Belgaon & 70 quarters.	95.14	95.14	Work Completed
67	Belgaon District Milk Producers Societies Union LTD, Mahantesh Nagar, Belgaon.	0.3	0.3	Work Completed
68	Design and supply of 5 ton per hour capacity multi fuel boiler and related works for Bomai Gauri (BMP).	1.87	1.87	Work Completed
69	DMF Bazar, Park, Project at Belgaon.	21	21	Work Completed
70	Fill work for 2nd RPD extension, Reprofitting of Main Drain, KMF.	0.26	0.26	Work Completed
71	Improvement of Water to Post No. 4 at Belgaon.	1.5	1.49	Work Completed
72	Construction of Commercial shops at sector (Bazar, Corporation Open Space at APMC Road) - drawing of total in Belgaon.	4.12	4.11	Work Completed
73	Procurement of Solar panel/RTU System under IDPS Project.	1.55	1.5	Work Completed
74	Improvement of Khanapur Road (NH-4A) Cr 1.55 to 6.60 km in Belgaon.	4.98	5.32	Work Completed
75	Construction of Khanapur Road (NH-4A) 3rd Railway Gate to RPD Cross (NH 3.40 to 3.40 km) in Belgaon.	4.81	6	Work Completed
76	Construction of Khanapur Road (NH-4A) Belgaon-Panaji road Chaurage 3.40 to 3.40 km in Belgaon.	5.51	5	Work Completed
77	Construction of Khanapur road (NH-4A), Belgaon-Panaji road Chaurage 3.40 to 3.40 km in Belgaon.	5.45	5	Work Completed
78	Construction of Khanapur road (Belgaon-Panaji Road), (NH-4A), 3rd Railway gate to Piranawadi Cross, Chaurage 3.40 to 6.60 km in Belgaon.	8.76	8	Work Completed
79	Construction of Khanapur road (Belgaon to Panaji road) (NH-4A), RPD Cross to 3rd Railway gate, Chaurage 2.20 to 3.40 km in Belgaon.	4.85	4.5	Work Completed
80	Construction of Khanapur road (NH-4A) Belgaon-Panaji road Chaurage 3.40 to 3.40 km in Belgaon.	5.45	5	Work Completed
81	Construction of Khanapur road (Belgaon-Panaji Road), (NH-4A), 3rd Railway gate to Piranawadi Cross, Chaurage 3.40 to 6.60 km in Belgaon.	8.76	8	Work Completed
82	Construction of Khanapur road (Belgaon to Panaji road) (NH-4A), RPD Cross to 3rd Railway gate, Chaurage 2.20 to 3.40 km in Belgaon.	4.85	4.5	Work Completed
83	RAY Scheme, Development of 1044, 6+3 houses for Slum dwellers.	47.5	45.49	Work Completed
84	Construction of 22 No. H.K. capacity WTP at Basavanakubi under Belgaon Water Supply Project.	21.56	21.37	Work Completed
85	Receiving of Back Wash Water of Filter of WTP at Lavnitak Belgaon under BWS.	0.89	0.86	Work Completed
87	Construction of 10 lakh litre capacity Over Head Tank in under Water Scheme, Bahambhar, area in Belgaon City.	2.13	1.66	Work Completed
88	Construction of 50 lakh litre capacity Over Head Tank in Bahambhar area in Belgaon City.	6.86	6.82	Work Completed
89	Construction of Gallery type lecture hall building in the premises of BMS at Belgaon City.	2.55	2.83	Work Completed
90	Construction of 1st floor ODB Dept. Balance work and 2nd floor 90 Bedded pediatric dept over existing labour block in the premises of BMS at Belgaon.	7.5	6.85	Work Completed
91	Gas Insulated substation 33 kv (4)	45.58	45.58	Work Completed
92	Construction of Kanhangal Road (SH-54) 32 to 33.40 km drainage, Compound wall, Asphalting to 33.10 to 33.05 km road in Belgaon.	2	1.65	Work Completed
93	Construction of Banvit Road (SH-54), Localization of Cr-18.13 to 19.50 km in Belgaon.	6.36	6	Work Completed
94	Construction of Kitchen block and first floor 31 rooms GIK hostel in the premises of BMS at Belgaon city.	0.25	0.43	Work Completed
95	Construction of Nursing college in the premises of BMS at Belgaon city.	7.68	5.62	Work Completed
96	Construction of Nursing Hostel in the premises of BMS at Belgaon city.	3.5	3.93	Work Completed
97	Renovation work on Govt post matric hostel in Helba Nagar, Belgaon. Also renovation of 20 beds in Helba Nagar.	2.75	2.75	Work Completed
98	Urban afforestation of block plantation (Forest Dept)	1	1	Work Completed
99	Improvement of Gausate Road (SH-141), of Cr-16.55 to 17.5 km in Belgaon.	3.33	3.08	Work Completed
100	Gas Insulation 11 kv (2) at Belgaon city.	2	2.78	Work Completed
101	Construction of 1st floor 2nd floor extra 90 beds, for providing to school 200 beds, across to main the premises of BMS at Belgaon City.	2.25	2.61	Work Completed
Total		1214.25	1212.78	
		Remaining Stage		
102	Phase 1 of the work	DRG Cr-1 (10 Cr)	Work in Progress	
1	Phase 1 of the work	29.12	26.19	7 (200000000) (1000000000) (1000000000) (1000000000)
2	Phase 2 of the work	56.1	57.6	20 (1000000000) (1000000000) (1000000000) (1000000000)
3	Phase 3 of the work	32.5	32.4	10 (1000000000) (1000000000) (1000000000) (1000000000)

4	RRI Gate 2 (Jullway Hoop)	27.3	24.9	Physic regular positioning in progress. Both side approach work in progress Physical progress: 85% Financial Expenditure: 80% (22 Cr)
5	Construction of Banabara Road (SH-54) 22 to 35 km/riding median (landscaping and 24 to 35 km road expansion in Belgas) (MWD)	4.25	4.25	Median Landscaping/Road expansion work is completed Electrical Work is pending Physical Progress: 60% Financial Progress: 45% (2.0 Cr)
6	City Gas Distribution Phase-I (MML)	210	210	Petroleum and Natural Gas Regulatory Board (PNGRB) project 15000 Connections out of 49000 Connections 1200 installation completed out of 1800 (inch-km) completed Piping: 69% Connections: 33% Financial Progress: 70 Cr
7	Effective and Sustainable Unwilling to continuous water supply (24/7) (KRDREC)	591.35	801	Total Cost (Construction-Operational): 804 Cr Construction cost = 591.35 Cr Project Period = 12 Years, 5 yrs of construction, 7 yrs of Operational Operator: L&T Total Tap connections = 80,000, Length of pipe line = 990km (Not started) Clear Water Mainline = 14 Km, Raw Water Mainline = 7 Km Water Treatment Plant, Basavara Ref = 31.50 MLD WTP Evaluation Started, 01 out of 16 GIIT completed Physical Progress: 64% Financial Progress: 50 Cr
8	Construction of RCC Drain in H D Kumaraswamy Layout, Belgas: (BUDA)	4.78	4.78	Rectification Work in progress Physical progress: 70% Financial Expenditure: 09% (4.30 Cr)
9	Affordable Housing (HWS) (Corporation)	107	107	(Ground = 3), 1484 houses proposed LOA issued, Due to Legal Issue at the site, work is not started
10	Solid Waste Management and RDF Plant (Corporation)	2.1	2.1	Project Groped due to lack of funds (batches of Rs. 6.66 Cr and 0.15 cr New projects proposed)
Total		1323.5	1327.23	
III. Tendering Stage				
Sl.No	Name of the work	DPW Cost (Rs Cr)	Work Order Cost (Rs Cr)	
Total		0		
IV. Bidding Stage				
Sl.No	Name of the work	DPW Cost (Rs Cr)	Work Order Cost (Rs Cr)	
1	PDR	18.2	18.2	Work is completed after completion of 100% at 3rd year
Total		18.2	18.2	
Total		1341.7	1345.43	

**Davanagere Smart City Limited
SCM Project**

As on 31-01-2022 | (Rs. In Cr)

I. Completed Projects

Sl.No	Name of the Project	SCP Cost	W.D Cost	W.O Date	Date of Completion as per contract	Actual Date of Completion	Financial Progress (Rs in Cr)	Present Status	Sector	Status
1	Pilot Project 1-B: Civil works for Retrofitting with Gasifier and Heat Recovery unit on Pilot basis at Mandakki Bhatti, Davanagere	0.03	0.03	21.05.2018	19.06.2018	19.06.2019	0.03	Work Completed	OID	Completed
2	Pilot project 1 A - Providing installation and commissioning 5 numbers of Gasifier unit for puffed rice manufacturing at Mandakki Bhatti, Davanagere.	0.19	0.20	26.12.2017	27.01.2018	30-05-2018	0.20	Work Completed	OID	Completed
3	Construction of two new public toilets and renovation of two existing toilets in Mandakki Bhatti Area	0.46	0.45	04.11.2017	03.05.2018	30-09-2018	0.42	Work Completed	OID	Completed
4	Pilot project -2. Providing, Installation and Commissioning of Gasifier model based puffed rice manufacturing unit with all the necessary machineries and equipments at Mandakki Bhatti, Davanagere	0.16	0.16	26.03.2018	24.06.2018	01-10-2018	0.16	Work Completed	OID	Completed
5	Pilot project 3 A - Construction of Puffed Rice Manufacturing Unit (Working shed) at Mandakki Bhatti, Davanagere for Pilot Project - Civil Works	0.25	0.21	23.08.2018	23.02.2019	23-02-2019	0.15	Work Completed	OID	Completed
6	Providing compound wall and gate to the new public toilet at Mandakki Bhatti (Including Borewell)	0.18	0.15	27.12.2018	27.03.2019	27-03-2019	0.14	Work Completed	OID	Completed
7	Providing Gym equipment in Mandakki Bhatti Layout Park	0.08	0.05	26.12.2018	05.02.2019	05-02-2019	0.07	Work Completed	Park	Completed
8	Relocation of Old Bus stand	2.50	2.19	05.01.2019	05.04.2019	05-06-2019	2.29	Work Completed	Transport	Completed
9	Provision for satellite command centre of center at SP office	0.25	0.21	16.01.2019	16.04.2019	16-04-2019	0.20	Work Completed	IT	Completed
10	Supply and Installation of sanitary napkin vending machine and Sanitary Napkin Incinerator	0.25	0.16	01.03.2019	30.04.2019	01-05-2019	0.12	Work Completed	OID	Completed
11	Construction of Public Toilets in Parks at 9 Locations in Davanagere	1.54	1.45	29.06.2018	26.12.2018	01-01-2020	1.33	Work Completed	OID	Completed
12	Pilot 3 B - Providing & Installation of Gasifier, Machineries and Equipments in newly constructed Working Shed at Mandakki Bhatti Davanagere	0.19	0.19	23.08.2018	23.02.2019	15-06-2019	0.19	Work Completed	OID	Completed
13	Gym & Play equipment in Davanagere City phase 1	2.74	2.40	22.02.2019	21.08.2019	21-08-2019	2.26	Work Completed	Park	Completed
14	Improvement to Urdu School in Magganahalli Road	0.60	0.55	21.12.2018	19.06.2019	24-08-2019	0.53	Work Completed	Education	Completed
15	Remodelling of storm water drains in ABD area - Kundajji Road Drain - Drain Nos- D4A & D4B	17.12	14.00	11.06.2018	08.03.2019	05-10-2020	16.21	Work Completed	SWD	Completed
16	Supply, installation, commissioning, operation & maintenance of Digital Display Boards	1.00	2.40	08.02.2019	22.05.2019	14-01-2020	1.92	Work Completed	IT	Completed
17	Afforestation along Smart Roads	1.00	0.82	10.07.2019	14.01.2020	14-01-2020	0.57	Work Completed	Road	Completed
18	Smart school project (Phase-2)	2.00	1.99	23-06-2020	22.08.2020	19-08-2020	1.54	Work Completed	Education	Completed
19	Improvement of Drains & Foot path in NR Road	1.73	1.58	06.10.2018	04.04.2019	15-07-2020	1.65	Work Completed	Road	Completed
20	Remodelling of storm water drains in ABD area - SPS Nagar drain	6.14	5.58	04.06.2018	02.12.2018	30-06-2020	5.40	Work Completed	SWD	Completed
21	Establishment of Smart School in Davanagere Phase -1	3.80	3.56	21.12.2019	18.02.2020	30-09-2020	2.11	Work Completed	Education	Completed
22	Improvement of Drains & Foot path in KR to HC Road	2.21	1.99	20.12.2018	18.06.2019	15-09-2020	1.86	Work Completed	Road	Completed
23	Improvement of Mandpet Road in Davanagere City	7.02	7.46	03.01.2018	02.07.2018	16-12-2021	7.24	Work Completed	Road	Completed
24	Improvement of M G Road	6.30	5.94	04.06.2018	02.12.2018	16-12-2020	5.72	Work Completed	Road	Completed
25	Remodelling of storm water drains in ABD area - Hashanagar main Road drains - Drain Nos- D7 & D6	5.30	4.89	14.06.2018	11.12.2018	03-02-2021	4.64	Work Completed	SWD	Completed
26	Heritage Block- Durgambika Temple	3.45	3.29	31.05.2019	30.05.2020	30-04-2021	3.98	Work Completed	OID	Completed
27	Improvements to Maternity Hospital in Bayha Nagar in ABD Area	1.51	1.45	31.05.2019	30.05.2020	30-04-2021	1.53	Work Completed	Health	Completed
28	Installation of Gym & Play equipments in park - phase II	4.50	3.87	02.05.2019	02.05.2021	04-02-2021	3.43	Work Completed	Park	Completed
29	Mini water tender with mist Technology Vehicle and other necessary equipments for Fire and Emergency Services Department.	1.00	1.00	31-08-2020	30-01-2021	13-02-2021	0.74	Work Completed	OID	Completed
30	Remodelling of storm water drains in ABD area - N.R. Road Drains - Drain Nos- D8, D9, D10, D11 & D12	6.42	5.81	07.06.2018	02.12.2018	28-02-2021	5.48	Work Completed	SWD	Completed
31	Remodelling of storm water drains in ABD area - Kundajji Road Drains - Drain Nos- D13, D14, D15 & D16	2.17	1.91	11.06.2018	02.12.2018	16-12-2020	1.71	Work Completed	SWD	Completed
32	Installation of Signages & Road Safety measures Phase 1	5.00	5.00	22.02.2019	23.05.2019	27.07.2021	3.23	Work Completed	Road	Completed

33	Construction of Skew bridge across outer ring road and other culverts across storm water drain	5.00	4.22	19.12.2019	14.09.2020	14-04-2021	3.17	Work Completed	Road	Completed
35	Remodelling of storm water drains in ABD area - In front of Fish market to Maganahalli Halla drains - Drain Nos D13, D14 & D15	10.56	9.94	17.06.2018	31.12.2018	31-03-2021	9.44	Work Completed	SWD	Completed
36	Improvement of Chawekpet Road in Davanagere City	15.00	14.47	03.01.2018	02.07.2018	27.07.2021	10.71	Work Completed	Road	Completed
36	Improvement of Kit Market Road	3.65	3.66	21.12.2016	19.06.2019	27.07.2021	3.25	Work Completed	Road	Completed
37	Establishment of Smart College's in Davanagere city	4.92	4.64	05-03-2021	04-05-2021	24-08-2021	3.53	Work Completed	Education	Completed
38	Establishment of Smart Schools in Davanagere city Phase-III	4.64	4.38	05-03-2021	07-05-2021	25-08-2021	3.15	Work Completed	Education	Completed
39	Redevelopment of Tennis Court situated in High School Ground, Maintained by District Tennis Club Association and Land leased out from Education Department.	1.50	1.45	01-07-2020	31.03.2021	30-09-2021	1.55	Work Completed	Sport	Completed
40	Improvement of 9 Junctions in Davanagere City Phase 1	10.00	9.03	22.02.2019	19.11.2019	26-08-2021	8.40	Work Completed	Road	Completed
41	Construction of Electric Crematorium	2.40	2.96	12.06.2019	13.03.2020	31-08-2021	3.09	Work Completed	OID	Completed
42	Command and Control Centre (Construction of Building)	15.85	12.81	18.01.2019	15.10.2019	26-08-2021	12.35	Work Completed	IT	Completed
43	Improvement of basic infrastructure in Mandakki Bhatta Area	18.00	14.57	06.03.2019	05.03.2020	26-08-2021	15.73	Work Completed	OID	Completed
44	E-Toilets in Davanagere City (Phase 2)	6.40	5.05	22.02.2019	21.08.2019	26-08-2021	2.00	Work Completed	OID	Completed
45	Remodelling of storm water drains in ABD area Kondajji Road Drain - Drain Nos: D1, D1A, D2, D3, D5 & D6	16.34	16.15	11.06.2018	08.03.2019	08-10-2021	15.42	Work Completed	SWD	Completed
46	Redevelopment of Kalyani at Handada Circle and Clock Tower in ABD Area.	3.10	2.81	11.02.2019	10.08.2019	30-09-2021	3.12	Work Completed	OID	Completed
47	Procurement of E-Fogger & E-Sprayer vehicle, Davanagere	0.74	0.25	21-08-2021	20-10-2021	31-10-2021	0.22	Work Completed	OID	Completed
48	Afforestation along Roads Phase-41	5.00	4.32	18.12.2019	15.06.2020	30-10-2021	1.02	Work Completed	Road	Completed
49	Laser show @ Kundawada Lake and Musical Fountain, Installation of lights and improvements in Glass house	5.00	4.92	17-11-2020	16-05-2021	30-09-2021	3.05	Work Completed	OID	Completed
50	Construction of Approach Bridge At SSM Nagara in Davanagere	2.00	1.73	17-11-2020	16-05-2021	20-11-2021	1.31	Work Completed	Road	Completed
51	IGCC Building & Smart City office interior & Furniture	3.00	1.75	02.05.2020	01.11.2020	30-11-2021	0.44	Work Completed	IT	Completed
52	Redevelopment of Road from Govt. Employees Samudaya bhavana (New clock circle) to Saptagiri School - Corporation Road	10.00	8.04	20-08-2020	19-02-2021	01-12-2021	0.76	Work Completed	Road	Completed
53	Major storm water drain from Matikal to Belur Halt.	3.06	2.72	16.03.2020	17.12.2020	30-11-2021	0.97	Work Completed	SWD	Completed
54	Improvements of Schools in ABD Area	3.00	2.11	12.09.2019	08-06-2020	30-11-2021	1.74	Work Completed	Education	Completed
55	Improvement of junctions in Davanagere City Phase 2	5.00	4.19	22.08.2019	25.05.2020	30-11-2021	2.62	Work Completed	Road	Completed
56	Implementation of Blood Separation unit in Red cross society, Davanagere	0.66	0.62	27-01-2021	13-03-2021	23-12-2021	0.37	Work Completed	Health	Completed
57	Major storm water drain from Shamanur Rudra bhoomi to Kundawada WTP. 2km length.	16.00	13.57	20-08-2020	19-04-2021	30-12-2021	12.69	Work Completed	SWD	Completed
58	Remodelling of Storm Water Drains around Durgambika temple in ABD Area.	7.94	7.17	16.01.2019	15.07.2019	31-12-2021	5.96	Work Completed	SWD	Completed
Total		269.37	239.09				210.35			

II. Ongoing Projects										
Sl.No	Name of the Project	SCP Cost in Cr	W O Cost	W O Date	Date of Completion as per contract	Probable date of Completion	Finacial Progress (Rs in Cr)	Present Status	Sector	Status
	Improvement of Chawekpet Road in Davanagere City	6.98	6.91	19.01.2018	18.07.2018	28-02-2022	4.23	Total length of proposed Road - 470m, road work, Storm water drain work, Electrical chambers & utility ducts and Telecom Chambers work completed. Out of 20 nos of Bentler pillars, 20 nos feeder pillar fixing completed. Street light pole foundation concrete completed for 27 nos & street light pole (18 Nos) erection completed and balance is in progress. Footpath work on LHS side 477 mtr completed & RHS side 307 mtr completed and balance is in progress. 240mm ² & 400mm ² cable laying is under progress.	Road	Ongoing
	Establishment of IT Project in Davanagere	3.00	1.75	02.05.2020	01.11.2020	30-11-2021	0.44	Work is in progress.	IT	Ongoing
	There is issue in maintenance of Brickebaws by the beneficiaries, they have given letters to the beneficiaries to refund the money. The BECL is under process to resolve the issues.						0.17		Health	Ongoing

4	Improvement of secondary drains at Dasavaraipete, Bashe Nagar, Mandipete & Managahalli road in ABD area	14.26	13.84	16.01.2019	13.10.2019	31-03-2022	7.17	Total length of drain: 8390 mts; Out of which 6430 mts is completed. & balance is in progress. Footpath work - 1705 sqm / out of 9645 sqm completed. Remaining Footpath work is in progress.	SWD	Ongoing
5	Redevelopment of Old City Bus Stand	28.67	26.37	01.04.2019	01.07.2020	31-07-2022	10.15	Basement floor, Mezzanine floor roof slabs & First floor roof slabs concreting completed. Ceiling plastering work & CG block work is completed in Basement, Mezzanine floor & First floor. Terrace floor slab completed up to 2nd expansion joint & 3rd portion slab work completed. Parapet wall & Damp columns work completed and DHT, Sump tank work, Granite flooring (P.F), Tiles laying works, plumbing work, external plastering work, Storm water drain - pipe laying & chamber construction is under progress.	Transport	Ongoing
6	MSH(Centralised Data center at KMDS)	12.50	12.50				11.98	Work order issued. Project is being monitored by KMDS	IT	Ongoing
7	Improvement of Busy Gannony Road	5.46	5.36	09.03.2019	04.09.2019	28-02-2022	3.78	Total Road Length: 5300 mts; Road work, Electrical and telecom chambers Completed. SWD & DWG pipe laying, UGD Chambers completed. 20 nos of electrical pole foundation and pole erection work completed. 240 V cable laying completed from Vijayabashini road to MG Road. Out of 28 Nos of Feeder pillars, 28 Nos of feeder pillar fixing completed. 85 mm ² cable laying and paver fixing on RHS side completed. 240 mm ² cable laying completed on RHS from Chamarajpete to KR Road. Paver fixing is in progress from Chamarajpete Road to KR Road.	Road	Ongoing
8	Basic infrastructure in Ashraya Layouts	37.50	31.85	07.03.2019	04.03.2020	31-03-2022	28.31	Total Road Length: 20900 mts & Drain Length: 26000 mts; Out of which 20100 mts road work & 25000 mts drain work is completed. Footpath 20954 sqm work completed out of 34984 sqm. Balance work is under progress.	Road	Ongoing
9	Construction of Barrage across Tungabhadra River near Rajanahalli village	98.16	78.07	14.08.2019	05.05.2021	31-12-2022	47.48	Foundation concreting for 510 mts out of 570 mtr up to RL 521.00 mtr including 46 piers and 4 sluice gates completed. 460 mtrs of stilling basin completed out of 570 mtrs. Out of 110 Nos Pre-cast girders 75 Nos First stage concrete completed & remaining is in progress. Out of 55 piers 46 nos in progress out of which 11 pier raised upto pier cap level, and 25 pier raised upto bottom of pier level. 405 mtr ogge concreting completed.	Water	Ongoing
10	Development of Pedestrian Foot path in ABD area (Phase 1)	20.00	17.88	10.07.2019	09.07.2020	28-02-2022	16.43	Total length of drain is 5650 mts; out of which 5450 mtrs completed. Drain work is completed at Seehara Road, Hambhu bazar road, Court road & Hondada Circle road. Drain works at RTQ road & Hindu Rudrabhoimi is under progress. Footpath work is completed at Seehara road & Hondada Circle road. Footpath work at Hindu Rudrabhoimi Road, RTQ road & Court road is under progress.	Road	Ongoing
11	Redevelopment of Jagalur Bus stand	3.60	3.71	26.06.19	26.12.2019	31-03-2022	1.61	Truss fabrication, Erection, Roof sheet covering work is completed. Shop roof slab concreting completed. Toilet block, Block work & plastering completed. Bus bay concreting work completed. Granite Flooring, shop rolling shutter fixing work & False ceiling works completed. & Finishing works are under progress.	Transport	Ongoing
12	Improvements of Major storm water drains in PAN City	25.00	21.53	25.06.2019	25.06.2020	28-02-2022	21.71	Total Length of drain: 7300 mts (After de-sloping); Out of which 7000 mts drain work is completed. Balance drain work at Shamanoor Rudrabhoimi drain work is in progress.	SWD	Ongoing
13	Installation of Signages & Road Safety Measures (Phase 2)	9.00	9.65	16.08.2019	12.02.2020	31-07-2022	0.28	Thermoplastics painting work 5600 sqm completed out of 17050 sqm. And balance is under progress. Road studs fixing 2400 nos completed Out of 17000 nos and balance is in progress. Signage board making and pole making is under progress.	Road	Ongoing
14	Southward lake development with bund improvement	15.60	15.02	11.09.2019	10.09.2020	31-07-2022	5.43	Bund widening 3800 mtr and Stone revetment work 1700 mtr Completed. Remaining work like bund widening, stone revetment, outfall gate RCC work is in progress.	Lake	Ongoing
15	Basic infrastructure to 7 roads	25.00	21.76	18.11.2019	18.11.2020	31-05-2022	13.37	Total Length of Road- 3386 mtrs. Drain - 6113 mtrs, Foot Path - 16453 sqm & Streetlights-260 No's. Out of which Road work of 3376 mtr, Drain 5293 mtrs and Foot Path - 12190 sqm and 48 Nos Electrical poles are completed. Remaining work is in progress. Remaining work is in progress.	Road	Ongoing

16	Improvement of pedestrian footpath Phase II	20.00	17.23	15.02.2020	14.02.2021	31-07-2022	6.25	Total drain length is 610 mtrs - 610 mtr drain wall raising work completed. New drain work 536 mtr completed out of 530mtr. Road widening for 400mtr completed. Footpath work excavation, embankment, GSB, WMM layers completed for 250mtr LHS side. Footpath work excavation, embankment, GSB, WMM layers completed for 200mtr RHS side. Kerb Stone fixing for raised footpath works completed for 200 mtr length and paver fixing is in progress.	Road	Ongoing
17	Development of Ring road & its approach roads	65.00	53.64	20.02.2020	19.02.2021	31-03-2022	34.38	Total drain length is 610 mtrs - 610 mtr drain wall raising work completed. New drain work 530 mtr completed out of 530mtr. Road widening for 400mtr completed. Footpath work excavation, embankment, GSB, WMM layers completed for 250mtr LHS side. Footpath work excavation, embankment, GSB, WMM layers completed for 200mtr RHS side. Kerb Stone fixing for raised footpath works completed for 200 mtr length and paver fixing is in progress.	Road	Ongoing
18	Major Storm Water Drains in ABD area Koracharadi to Bethur	3.00	2.77	16.03.2020	17.12.2020	28-02-2022	1.85	Total drain length is 610 mtrs - 610 mtr drain wall raising work completed. New drain work 536 mtr completed out of 530mtr. Road widening for 400mtr completed. Footpath work excavation, embankment, GSB, WMM layers completed for 250mtr LHS side. Footpath work excavation, embankment, GSB, WMM layers completed for 200mtr RHS side. Kerb Stone fixing for raised footpath works completed for 200 mtr length and paver fixing is in progress.	SWD	Ongoing
19	Construction of Research and Development Building, in UGHP College of Engineering affiliated to VTU (Govt Engineering College)	4.50	4.19	26-06-2020	25.06.2021	28-02-2022	2.61	Ground Floor: RCC structural work, Masonry walls, Clustering, Finishing, MS pergola work, Fixing of doors and windows, MS Truss. Structural plastering work completed. Sanitary fixing, Painting, Furniture, Road works and Electrical works are in progress. First floor: RCC structural work, Masonry walls, Plastering, Flooring, MS Truss work, Fixing of doors and windows. Water proofing work completed. Paintwork and Electrical works are in progress.	Education	Ongoing
20	Basic Infrastructure development works in SSM Nagar, Beedi Layout, ParavathammaNagara of ABD area	10.00	8.67	20-09-2020	19-08-2021	30-03-2022	5.43	Total drain length is 15400mtrs out of which 13197 mtr drain work completed, balance drain work is under progress.	SWD	Ongoing
21	Rejuvenation of Swimming pool in Davaneri Urs Layout under the ownership of Department of Youth and Sport Services	5.00	2.61	17-11-2020	16-05-2021	31-03-2022	0.97	Dismantling of existing tiles completed. Grouting work and plastering of walls is completed. water proofing with RCC for raft is completed. Pumps and Filters are delivered to site. Tiles fixing for inside pool area completed and outside tiling work, Electromechanical works and sanitary fixing work for toilet block is in progress.	Sports	Ongoing
22	Improvements of Government high school building in Davanagere City	2.00	2.00	16-12-2020	14-06-2020	14-06-2022	1.02	Outer wall plastering removal completed and re-plastering done for the same. Class room water proofing, sheeting works, plastering work, school inside drainage work completed. 20 Nos of class room's granite flooring completed, out of 20 Nos. 20 Nus of class rooms roofing tiling completed, out of 20 Nos. Waterproofing works for the terrace area is completed. Electrical conduiting work, paver laying works in progress.	Education	Ongoing
23	Improvement of Government School Buildings in North zone of Davanagere City.	4.00	3.62	21-12-2020	20-12-2021	22-06-2022	1.01	3) Location works details as follows: 1) ChamaraJeppete - Roof slab work completed. Plastering in progress. 2) Havasara - Roof slab completed & BIM works in progress at first floor. 3) Clock Tower - Plastering work completed. Columns raising in progress. 4) 8th Flr - No. of columns completed. 5) 7th Flr - Columns and Tiles plastering work completed. 6) Bharath Colony - BIM work completed in progress. 7) Pappasa - Classroom work in progress. 8) Toilet Block at DPT - Finishing work completed. Electrical & Plumbing work in progress.	Education	Ongoing
24	Improvement of Government School Buildings in South zone of Davanagere City.	3.00	3.62	21-12-2020	20-12-2021	22-06-2022	1.11	7) Location works details as follows: 1) Cotton Market - Plastering work - 1st and 2nd floor work in progress. 2) PMSA, St. Peter's, P. Indira Nagar works completed and electrical installation in progress. 3) George Park - Plastering work in progress. 4) Harikant's site - Plumbing & Sanitary fixing completion and plastering work in progress. 5) S.M. Bahadur - Plastering work in progress. 8) Nagar - Completed wall works completed. Finishing in school building in progress. 9) Toilet Block at P.P. Polytechnic - plastering work completed and electrical, plumbing work in progress.	Education	Ongoing

25	Redevelopment of KSKTC Bus stand	90.00	109.85	31-12-2020	31-12-2022	31-12-2022	16.57	Part 1 - Basement & Mezzanine floor slab concreting completed, First floor slab shuttering completed and slab reinforcement is under progress. Part 2 - Basement slab concreting completed and column raising for first floor completed and slab shuttering for first floor work is in progress. Part 3 - Mass excavation works completed, Ground floor slab concreting completed and column raising for first floor is under progress. Part 4 - Mass excavation works completed, Footing concreting completed and PCC for stich slab is completed, Column raising is in progress	Transport	Ongoing
26	Stadium near 55M Nagar B Block (Corporation Owned Property)	10.00	9.19	04-02-2021	04-02-2022	31-07-2022	2.20	Building- Footing concreting for building portion completed, column concreting up to Tie beam completed. Tie beam concreting work completed. Wall raising, plastering & Column raising up to plinth level completed. Plinth beam concreting completed, Column raising above plinth is in progress.	Sport	Ongoing
27	Trauma center and other development works in Chigateri General Hospital (Govt. District Hospital).	15.50	11.33	18-03-2021	19-05-2022	31-08-2022	1.48	Excavation, PCC, Steel fabrication and Concreting for footings and Columns Casting up to plinth beam level completed. Retaining wall construction & back filling work is under progress.	Health	Ongoing
28	Construction of Open Air Theater, Entrance Perch and Theme Park with pathway and Landscaping at visual Arts College premises affiliated to Davanagere University campus (Govt College) in Davanagere City on Turn Key Basis.	6.00	6.21	13-10-2021	12-10-2022	12-10-2022	0.00	Site handed over on 05.01.2022. Work is to be taken up.	OID	Ongoing
29	Bus stand in Author Road.	7.50	10.66	29-10-2021	29-10-2022	29-10-2022	0.00	W.O issued on 29-10-2021	Transport	Ongoing
30	GIS & RFID Based Integrated Solid waste Management System	9.16	16.52	05-01-2022	10-01-2023	10-01-2023	0.00	W.O issued on 05-01-2022	OID	Ongoing
Total		640.56	619.45				267.32			

III. Tendering stage									
Sl.No	Name of the project	SCP cost	Tender Cost	Tender date	Last date of bid submission	No. of tender calls	Present Status	Sector	Status
1	ICT Works in PAN City- Phase II	7.02	7.02	13-10-2021	23-11-2021	3	Technical Bid opened on 23.12.2021 95 Bidders Participated. Negotiation meeting held on 05-02-2022	IT	Under Tender Process
2	Insulation to Kalyani & Clock Tower	0.65	0.65	14-08-2021	13-09-2021	3	EOI Opened on : 04-01-2022 02 Bidders Participated Evaluation is under progress. Bid Documents floated in E-procurement portal, Last Date for submission is 14-02-2022.	OID	Under Tender Process
TOTAL		7.67	7.67						

IV. DPR/FR Stage									
Sl. No.	Name of the project	SCP cost	DPR Cost	DPN approval date	Tentative Date of Tendering	Present Status	Sector	Status	
Grand Total SCM		917.60	866.21						477.67

PUBLIC-PRIVATE PARTNERSHIP (PPP) Project

I. Completed Project										
Sl. No.	Name of the project	SCP cost	W/O Cost	Work order date	Date of completion as per contract	Actual Completion Date	Financial Progress (Rs In Cr)	Present Status	Sector	Status
1	Development, operating and maintenance of Smart Bus Q Shelters at 52 locations in Davanagere city on PPP mode at Davanagere phase 1	3.53	2.82	08.03.2019	04.01.2020	30-01-2021	2.80	Work Completed	Transport	Completed
2	Selection of Developer to Design, Finance, Manufacture, Supply, Install, Test, Commission, Operate and Maintain for Roof top Solar PV systems for 25 years on Varriff basis on selected Eight Government Buildings.	0.00	0.00	15.11.2018	04.09.2019	31-08-2021	0.00	Work Completed	Energy	Completed
Total		3.53	2.82				2.80			

II. Ongoing Stage										
Sl. No.	Name of the project	SCP cost	W/O Cost	Work order date	Date of completion as per contract	Probable date of completion	Financial Progress (Rs in Cr)	Present Status	Sector	Status
1	Public Bicycle Sharing System	9.99	9.99	08.03.2019	04.12.2019	29-02-2022	0.00	100 Nos of Manual Bicycles and 100 Nos of Bicycles received & Trial run started. Balance 2 locations civil works yet to start.	Transport	Ongoing
2	Development, operating and maintenance of Smart Bus Q Shelters at 32 locations in Davanagere city on PPP mode at Davanagere phase 2	4.50	3.00	10.01.2020	28.05.2021	30-09-2022	1.58	Site clearing and 20 location foundation work completed. 17 location foundation work in progress. 12 location civil work in progress.	Transport	Ongoing
3	100 Nos of Solar	0.00	22.50	10-02-2021	17-10-2021	30-06-2022	0.00	Installation work is in progress	Energy	Ongoing
Total		14.49	26.87				1.58			

III. Tendering stage									
Sl. No.	Name of the project	SCP cost	Tender Cost	Tender date	Last date of bid submission	No. of tender calls	Present Status	Sector	Status
Grand Total SCM		917.60	866.21				477.67		

Sl. No.	Name of the project	SCP cost	DPR Cost	Tender Date	Last Date of Bid Submission	Progress (Rs in Cr)	Present Status	Sector	Status
				Nil					
Total		0	0						
IV. DPR/FR Stage									
Sl. No.	Name of the project	SCP cost	DPR Cost	DPR Approval Date	FR Approval Date		Present Status	Sector	Status
				Nil					
Total PPP		18.02	29.63			4.15			
Convergence Projects									
I. Work Completed									
Sl. No.	Name of the Project	SCP cost In Cr	DPR Cost in Cr			Final Progress (Rs in Cr)	Stage of Project		
1	Sewerage treatment plant Plant of 20MLD & 5MLD including O & M for 3 years	37.74	38.79			39.60	Work completed O & M under Progress and (20 MLD Plant expires on 12.06.2021 and 5 MLD plant expires on 11.11.2021)		
2	Development of park in Shamanur Village ward no. 30	1.00	1.00			0.93	Work completed		
3	Providing and laying asphalt road in SSM Nagar in 2nd & 3rd main, 7th cross road	1.00	1.00			1.36	Work completed		
4	Providing and laying SWD & UGD In Ring road to Rajbhavana hotel via PB road in Ward no 18	1.00	1.00			1.00	Work completed		
5	Replacement of 11KV overhead by UG cable system, MCC B funder	14.59	14.59			14.59	Work completed		
6	Replacement of HT overhead by UG cable system Ranganath 2nd unit	15.97	15.97			15.97	Work completed		
7	Construction of RE wall for ring road approaches to RQH	37.96	37.96			35.62	Work completed		
8	Construction of covered auction platform at KR Market of APMC Davanagere.	22.29	25.00			21.73	Work completed		
Total		131.55	135.31			131.00			
II. Ongoing Stage									
Sl. No.	Name of the Project	SCP cost In Cr	DPR Cost In Cr			Final Progress (Rs in Cr)	Stage of Project		
1	Expansion of Sewerage system in Davanagere City	109.99	107.67			103.02	Work in progress and EOT approved till 79-02-2022		
2	Construction of Distribution network - operated assisted in Davanagere including 8 years O&M of 24X7 Davanagere water supply system.	662.03	507.37			276.85	Work in progress.		
3	Davanagere Bulk Water Supply 01	83.37	89.00			76.89	Work in progress.		
Total		855.39	764.04			456.76			
III. Tendering Stage									
Sl. No.	Name of the Project	SCP cost In Cr	DPR Cost In Cr				Stage of Project		
				Nil					
IV. DPR/FR Stage									
Sl. No.	Name of the Project	SCP cost In Cr	DPR Cost In Cr				Stage of Project		
				Nil					
Convergence Grand Total		986.94	899.35			587.76			
Grand Total (SCP+PPP+CONVERGENCE)		1904.54	1805.21			1069.61			

Malawi National Service Center - STATUS OF PROJECTS

No.	Name of the Project	ACP Cost in US\$	DFPR/WHO Cost	DCM Approved (Over by US\$)	IN Date by NPV (GATE/Year)	Transfer Notification Date	Date of Transfer Receipt	Name of Contractor	W/D Date	Work Completion Date	ECG	Financial Expenditure FY Date	Actual Completion Date	Status Work in progress	Status Comments FY/Actual
1	Small Scale	2.3	1.13		12/09/2018	23/01/2019	14/02/2019	M & N Search (Search, Repairs)	01/03/2019	29/10/2019		0.03		Completed	In Year GCM Completed
2	Small Scale	2.5	1.56		15/02/2019	25/01/2019	16/02/2019	M & N Search (Search, Repairs)	01/03/2019	29/10/2019		3.22		Completed	In Year GCM Completed
3	MCD Part (Chlorine) (District of Mzimba)	3.0	2.67		14/02/2019	27/01/2019	02/02/2019	JOMA Technology (Mzimba)	03/04/2019	14/09/2019		3.44		Completed	
4	Water Works (District of Mzimba)	3.21	3.34		22/01/2019	16/02/2019	24/02/2019	Engineering (District of Mzimba)	21/01/2019	30/06/2019		7.34		Completed	
5	Water Works (District of Mzimba)	0.3	0.30		16/02/2019	16/02/2019	24/01/2019	Water Works (District of Mzimba)	16/02/2019	22/10/2019		0.91		Completed	
6	Water Works (District of Mzimba)	13.63	14.4		17/12/2018	12/03/2019	13/07/2019	Water Works (District of Mzimba)	10/09/2019	10/01/2020		15.89		Completed	
7	MCD Part (Chlorine) (District of Mzimba)	1.1	1.1		18/01/2019	10/03/2019	19/01/2019	M & N Search (Search, Repairs)	24/07/2019	2/01/2020		4.54		Completed	
8	Water Works (District of Mzimba)	4	4.52		11/02/2019	13/02/2019	15/02/2019	Water Works (District of Mzimba)	24/09/2019	11/01/2020		3.26		Completed	
9	Water Works (District of Mzimba)	0.51	0.51		01/09/2019	01/12/2019	04/09/2019	M & N Search (Search, Repairs)	02/03/2020	11/01/2021		0.56		Completed	
10	Water Works (District of Mzimba)	4.7	4.93		06/09/2019	11/01/2020	07/10/2019	Water Works (District of Mzimba)	04/01/2019	10/02/2020		4.56		Completed	
11	Water Works (District of Mzimba)	3.17	3.17		15/02/2019	12/12/2019	23/01/2019	Water Works (District of Mzimba)	22/09/2019	16/02/2020		2.30		Completed	
12	Water Works (District of Mzimba)	0.05	0.05		01/02/2019	01/02/2019	05/02/2019	Water Works (District of Mzimba)	17/02/2019	2/01/2020		0.01		Completed	
13	Water Works (District of Mzimba)	1.04	1.02		20/11/2018	01/12/2019	24/01/2019	M & N Search (Search, Repairs)	24/01/2019	19/01/2019		1.01		Completed	
14	Water Works (District of Mzimba)	0.012	0.019		23/02/2019	21/02/2019	11/01/2019	M & N Search (Search, Repairs)	21/03/2019	20/01/2019		0.02		Completed	
15	Water Works (District of Mzimba)	0.1	0.09		22/02/2019	26/02/2019	11/01/2019	M & N Search (Search, Repairs)	11/05/2019	10/02/2019		0.77		Completed	
16	Water Works (District of Mzimba)	0.16	0.13		02/03/2019	01/03/2019	13/09/2019	Water Works (District of Mzimba)	25/09/2019	01/07/2019		0.14		Completed	
17	Water Works (District of Mzimba)	0.37	0.31		20/01/2019	10/01/2019	13/02/2019	Water Works (District of Mzimba)	21/07/2019	23/12/2019		0.29		Completed	
18	Water Works (District of Mzimba)	2.45	2.01		30/07/2018	01/09/2019	01/10/2019	Water Works (District of Mzimba)	22/12/2019	30/11/2019		2.71		Completed	
19	Water Works (District of Mzimba)	3.72	3.72		22/11/2018	24/11/2019	03/01/2019	M & N Search (Search, Repairs)	21/03/2019	11/01/2020		2.49		Completed	
20	Water Works (District of Mzimba)	6	20.24		07/10/2018	10/10/2019	11/10/2019	Water Works (District of Mzimba)	01/02/2019	11/01/2020		26.14		Completed	
21	Water Works (District of Mzimba)	22.5	31.64		12/09/2018	17/01/2019	11/10/2019	Water Works (District of Mzimba)	04/02/2019	15/01/2020		20.75		Completed	
22	Water Works (District of Mzimba)	0.26	0.26		13/11/2018	13/11/2019	04/12/2019	M & N Search (Search, Repairs)	22/01/2019	16/04/2019		0.26		Completed	
23	Water Works (District of Mzimba)	0.3	2.03		27/01/2019	27/01/2019	11/01/2019	Water Works (District of Mzimba)	05/10/2019	11/04/2020		1.23		Completed	
24	Water Works (District of Mzimba)	0.37	0.37		17/12/2018	20/12/2019	13/01/2019	M & N Search (Search, Repairs)	11/09/2019	11/01/2020		0.37		Completed	
25	Water Works (District of Mzimba)	0.74	0.53		24/07/2019	10/09/2019	01/10/2019	Water Works (District of Mzimba)	09/01/2020	11/01/2020		0.58		Completed	
26	Water Works (District of Mzimba)	4	4		05/01/2019	26/12/2019	01/12/2019	Water Works (District of Mzimba)	01/02/2019	10/01/2020		7.72		Completed	
27	Water Works (District of Mzimba)	09.52	21.03		01/03/2018	06/03/2019	06/03/2019	Water Works (District of Mzimba)	19/11/2019	10/01/2020		11.40		Completed	
28	Water Works (District of Mzimba)	16.23	20.29		12/01/2018	16/01/2019	11/01/2019	M & N Search (Search, Repairs)	01/10/2019	01/01/2020		16.5		Completed	
29	Water Works (District of Mzimba)	1	0.8		14/12/2018	23/01/2019	27/08/2019	Water Works (District of Mzimba)	03/10/2019	10/01/2020		3.11		Completed	
30	Water Works (District of Mzimba)	13.123	14.64		01/02/2018	07/02/2019	04/01/2019	Water Works (District of Mzimba)	01/08/2019	10/01/2020		8.72		Completed	

Name (Name of the Project)	W/O No	DPH W/O No	DPH Approved Date by DPH	DPH No. DPW (GSI/Track)	Tender Number/Date	Date of Tender Receipt	Name of Contractor	W/O Date	Work Completion Date	ES&E	Financial Expenditure (M USD)	Status Components Completed till Date	Status Work in progress	Status Components till Date
Sanitation Project (Municipal Office Building)	59	71	05/02/2018	00000000	10000000	11/02/2018	...	18	21/12/2018			Receiving work for installation of sanitary equipment	Work in progress	...
Water supply project	75	74	11/21/2017	00000000	10000000	12/01/2017	...					Installation of water supply system	Work in progress	...
Total	132	123						58						

Sl No	Name of the Project	DPH Cost in Cr	Amount Paid to Tender in Cr	Work Order Cost in Cr	Financial Progress	Stage of Project	Physical Progress
1	Water supply system (2) Water supply system	115	113	113	100%	Work Completed	100.00%
2	Installation of water supply system	15	15.5	15.5	100%	Work Completed	100.00%
3	Water supply system	2222	1813	1813	82%	Work Completed	100.00%
4	Water supply system	1733	1733	1733	100%	Work Completed	100.00%
5	Water supply system	3	3	3	100%	Work Completed	100.00%
6	Water supply system	26	26	26	100%	Work Completed	100.00%
7	Water supply system	1675	1675	1675	100%	Work Completed	100.00%
8	Water supply system	182	182	182	100%	Work Completed	100.00%
9	Water supply system	25	25	25	100%	Work Completed	100.00%
10	Water supply system	475	475	475	100%	Work Completed	100.00%
Ongoing Projects							
1	Water supply system	76	41	41	54%	In progress	75.00%
2	Water supply system	76	39	39	51%	In progress	75.00%
Total		345.00	312.81	312.81			

Project Category	Number	Amount in Cr
Projects Completed	132	706
Projects Awarded/ongoing	27	532.03
Projects Pending	3	166.44
DPH Stage	0	0
PPP Stage	0	0
PPP Project (M/1/1/1)	0	10
Total	162	1414.47

W/O Date	Financial/Work Completion Date
26/12/2017	31/01/2022
21/12/2017	31/03/2022

Mangaluru Smart City Limited
SCM Project

I. Completed Projects								
Sl.No	Name of the Project	SCP Cost	WD Cost	Work Order date	Date of Completion as per contract	Actual Date of Completion	Expenditure Cost	Present Status
1	Installation of Conventional High Intensity LED Lights in Government Buildings	2.95	1.91	04.02.19	04.09.2019	30.07.2019	1.996	Completed
2	Construction of Clock Tower at Clock Tower Junction, CVR-6, Oldie Aluminium Ladders No.2, IT Skills, Decided By L&D L&DS, Analog Clock No.673, 1st floor	6.90	0.75	06.07.18	08.02.2018	15.09.2019	0.61	Completed
3	Smart Road Package 1 - Improvements to Nehru Maidan Road from Clock Tower to AB Shetty Circle	6.16	2.16	20.06.18	20.12.2018	31.01.2020	1.79	Completed
4	Construction of Smart Bus Shelter and E-Tickets in PAN City - Phase 2 (115 nos)	4.90	3.31	14.07.19	24.09.2019	31.01.2020	3.11	Completed
5	Provision of signages for smart bus stop	0.67	0.60	11.10.2019	31.10.2019	31.10.2019	0.54	Completed
6	Construction of Smart Bus Shelter and E-Tickets in PAN City - Phase 1 (86 nos)	4.60	1.20	09.07.18	09.01.2019	15.03.2020	1.08	Completed
7	Supply & installation of 32 needed LED street super speed ability block of first floor at Venkatesh Hospital premises	3.97	3.97	30.04.2020	30.10.2020	10.05.2021	3.55	Completed
8	Underground Drainage network in ABD Area - Package 3A	1.70	1.62	04.09.2020	04.09.2021	31.05.2021	1.67	Completed
9	Underground Drainage network in ABD Area - Package 3B	1.25	1.02	04.09.2020	04.09.2021	31.05.2021	1.29	Completed
10	Implementation of Smart school in all government schools - Package 2 ICT	5.00	3.32	14.07.2020	30.09.2020	31.03.2021	2.02	Completed
11	Construction of underground drainage in Zone 1 (Part-1) in ABD area	5.00	4.50	23.06.2018	22.12.2018	15.06.2021	3.06	Completed
12	Implementation of E smart school in all government schools - Package 1 - Infrastructure	11.70	11.49	22.09.2019	15.02.2021	29.04.2021	11.99	Completed
13	Rejuvenation of Gularukere Lake for better water harvesting & recreation	4.00	3.74	14.02.2020	14.02.2021	31.08.2021	3.74	Completed
14	Construction of additional floor at existing building of Lady Goshen Hospital at Sanganuru	3.00	1.93	24.05.2020	23.06.2021	31.08.2021	1.95	Completed
15	Cost towards common data centre at KMP, Bangalore	12.00	11.93	28.02.2019	20.07.2019	31.03.2021	11.96	Completed
16	Establishing Karnataka Health Observatory & Centre of Excellence at Bangalore	1.00	1.00			31.10.2021	1.00	Completed
17A	Skill Development and Safety Training Centre - CAPEX	2.10	2.10	14.05.2020	13.05.2021	31.12.2021	1.71	Completed
18	Implementation of Integrated Smart City - Smart Citizen Privacy Protection Register Module	3.00	4.89	14.02.2020	17.02.2021	17.11.2021	4.11	Completed
	Total	77.10	41.71				56.60	
II. Pending Projects								
Sl.No	Name of the Project	SCP Cost	WD Cost	Work Order date	Date of Completion as per contract	Probable date of Completion	Expenditure Cost	Present Status
1	Selection of vendor/contractor for implementation of Command and Control Center Component in Mangaluru City - CAPEX	32.00	17.12	07.11.18	31.07.2020	31.03.2022	17.97	14 Nos. of Smart Poles have been installed out of 1 No. & Balance, 44,000 hrs. QR Code has been installed. 100 Nos. Hand held QR scanner supplied. 047 Conditional price at work.
2	Selection of Vendor/contractor for implementation of Command and Control Center Components in Mangaluru City - DPES		16.91				9.00	
3	Construction of Under Ground Drainage in Zone IV part 2 and Zone III part I in ABD Area (UGD - 2)	9.50	8.50	01.02.2019	31.12.2020	30.11.2022	5.21	280 Mm completed out of 315. 1000 Nos. out of 1000m storm pipe line completed. 445 No. House Connection Completed. All fall work in progress. 1. More Complex road Module work in progress.
4	Smart Road - Package 2 (Loop road)	14.50	15.76	05.07.2019	03.12.2020	30.06.2022	10.12	Footpath work of LIS at Hamilton to Rao and Rao Circle in progress. Railway Station footpath work in progress. All Shetty Circle work in progress.
5	UGD, Underground Drainage network in ABD Area - Package 4	25.70	26.45	21.04.2019	15.01.2021	31.03.2022	12.11	Work in progress at Telecom Towers road, Athanpuzha, Sanganuru & S. Mahalingam road.
6	Smart Road - Package 4	40.00	41.21	16.09.2019	15.02.2021	30.11.2022	34.31	1. Rasani College road work in progress 2. Falah Road drain work in progress 3. Dunderkerali drain work and Footpath in progress. 4. R.R Road Drain and Footpath work in progress. 5. Lal Road Urban and Road work in progress. 6. Footpath work at Clock Tower Junction in progress.
7	Smart Road - Package 5	59.00	56.67	15.11.2019	15.03.2021	31.03.2023	5.58	Carriageway work completed in: Arya Samaj Road - 570m, Bridge Road - 280m, Bellagress 1st Cross Road - 185m, Chama Chamber Road - 260m SMD Works Completed in: Magress 1st Cross Road - 185m, Attavara Nandigudda Road - LIS 300m Work in progress: Chama Chamber Road & Arya Samaj Road SMD & Footpath
8	Smart Road - Package 6	48.00	47.54	06.10.2019	15.02.2021	31.12.2022	25.00	Carriageway work complete at: Old end Road: 620m, Pandeshwara Near Road: 280m, Mookkustand Road: 500m, Mahalingeshwara Temple Road: 240m, Gularukere Road: 320m, Telecom Office Road: 400m, Pandeshwara Police Station road, Jappa Market road: 150m, Mangaladevi Temple road: 750m & Morgan's gate to Marimattikatte Road: 480m (Total) - 3,860 meters Storm Water Drain works completed in Old Kant road, Monney Stand road, Mahalingeshwara temple road, Pandeshwara Police station road. Storm water drain work in progress at Jappa Market road. Footpath works in progress at Jappa Market road & Old Kant road.
9	Smart Road - Package 5	49.00	49.74	10.11.2019	19.03.2021	30.06.2023	10.83	Carriageway work completed in: 1) Achuthan road, 2) Mookkustand Road, 3) B.R. Karhara cross road, 4) St. Mathias Road, 5) Goddard Road, Storm water drain work & footpath under progress at: 1) Rosario Church road, 2) B.R. Karhara cross road, 3) Light House Hill road & 4) Monney stand road Footpath work in progress at: 1) Pandeshwara temple road, 2) Mahalingeshwara temple road, 3) Jappa Market road, 4) Mangaladevi Temple road, 5) Morgan's gate to Marimattikatte road.

10	Smart Grid - Package 7	11.52	38.71	18.11.2019	18.01.2021	26.01.2023	16.71	Road Carriageway work Completed In: 2) Malden 4th cross road, 2) Malden 3rd cross road, 3) M4 2nd cross road, 4) Bhatkal Bazar road, 5) Kasalgala Road, 6) Ash Cross Road, 7) MPT cross road, 8) Tamara Goods Road, 9) PM Road & 10) Mission Street Extension (Bhatkal Bazar Road) - Carriageway Completed. S.W.D & 2) South work pending due to land acquisition issues. 11) Malden 1st cross road (Fathima Bazar Road) - Road & Carriageway Completed. 12) Chawwal Temple road - 50% carriageway completed, 13) Malden 2nd cross road (Ashy Gorkher road), 14) GBS Cross Road Carriageway yet to be taken up in: 1) West Ashby Road - Kandas Road. Ash Alabi - Malden Road (S.W.D work in progress)
11	Supplying and installation of above ground 100mm dia 2x2 water supply including Bypass O.A.M to Mangalore City (Funds libration from Street City fund as Convergence)	114.80	114.00	24.12.2019	24.12.2021	24.12.2021	14.80	Notice to proceed issued on 24.12.2019 Supply works & pipe laying works under progress (KUIWIMH) As per date M.S.C.I has deposited Rs.74 Crore KUIDFC.
12	Construction of Command Centre of Building - annex to MSC Building	5.00	5.26	13.03.2020	17.02.2021	31.03.2022	0.80	Ground Floor: Wall Putty work in progress in all floors. External Plastering and Front Architectural plastering work under progress in all under progress.
13	Community Level Facilities along with inter-national swimming pool	23.94	21.89	20.02.2020	20.12.2020	31.01.2023	19.40	Main Pool, Practice Pool, Kids pool & deck slab construction completed. Spectator gallery works in progress. Grouting works to be taken up.
14	Integrated Development of Kadiri Park Area	12.00	9.07	18.02.2020	10.02.2022	30.05.2022	9.03	West Plaza: ACP Slabs, rolling shutter for shops in progress. Footpath tile work in progress. East Plaza: Level formation work in progress. Footpath work in progress. East Plaza: Leveling and Plastering work in progress. Internal laying in progress.
15	Rejuvenation of Saveri Lake for Rainwater Harvesting & Irrigation	8.00	6.94	27.02.2020	16.02.2021	18.09.2022	2.41	Core 11 Work: Retaining Wall Work towards West Side, Kund works, kerb stone laying. Minor items remaining work in progress.
16	Rehabilitation of Central Market	6.24	8.06	02.05.2020	02.11.2020	07.03.2021	0.74	Proposed for force closure subject to SAC clearance for PPP site.
17	SRM Development of Safety Training Centre - OPH&S	2.37	2.97	14.05.2020	13.05.2023	13.12.2023	2.35	Finalize in commencing works.
18	Upgradation of Weebak Hospital - Infra works	5.85	4.35	06.03.2020	05.06.2021	10.04.2022	3.46	1) Ground work in progress to wards from M4 to road for road widening. Footpath & Electrical pole work in progress.
19	Upgradation of Mangal Junction	10.00	5.87	02.06.2020	01.03.2021	30.05.2022	3.64	Above terrace floor works in progress. First floor tiling works & facade structural steel works in progress.
20	Upgradation of Weebak Hospital - Surgical Dock	43.00	43.00	08.10.2020	14.11.2022	30.05.2023	15.77	Roofing, Basement & retaining wall, Ground floor, First floor & Second floor structure work completed, 3rd floor reinforcement and shuttering work in progress for above floor concrete work in progress.
21	Retrouff Car Street Area east of Sri Venkateswara Temple as Religious zone	5.00	4.95	05.01.2021	05.01.2022	06.05.2022	1.08	Street Lights installed 40 Nos and of 506 Nos in Car Street, including cabling and trenching works. High mast pole decorative type 2 Nos installed and Complete Railways installation on footpath completed. (207 No's) Tribha Mutt road conduit pipe laying work completed.
22	Conversion Road from NH66 near Jeppu to Horgans gate including construction of RWH	49.95	49.95	18.03.2021	17.03.2022	31.12.2022	33.47	Stone arching work near NH in progress. Retaining wall work in progress near Canada Phosphate Factory. Main pipe laying for Storm Water in progress.
23	Restoration of 1000 sq ft of the collapsed portion of the existing stone structure of the lake of the temple and 200 sq ft of the collapsed portion of the temple structure.	10.50	10.50	25.05.2021	25.05.2021	31.12.2022	1.10	Work in progress.
24	Construction of 1000 sq ft of the collapsed portion of the existing stone structure of the lake of the temple and 200 sq ft of the collapsed portion of the temple structure.	20.54	21.07	13.08.2021	13.08.2021	30.09.2023	6.41	Foundation completed, Basement columns & Retaining wall works in progress.
25	Integrated Development of Kadiri Park Phase-II Package-B: Freshing Area with irrigation system with planting, granite pergolas and 50 seats in all with new wall upgradation work.	4.80	4.50	26.12.2021	15.12.2022		0.61	Work issued on 16.12.2021. Irrigation - Pressure testing in progress. Electrical conduit work 80% completed.
26	Conversion of Existing 11 KV HT/T.C cable to 11 KV Bole and Mangaladai feeder emanating from 33/11 KV MDSS Mandagudde into 110 KV Cabling system at Kandas Temple road and New Money Street road	4.45	4.45	16.12.2021 (LOA)			6.19	LOA Issued on 16.12.2021. Material approval from MLCOM received and material has been received at site.

Total		645.62	483.79				209.09	
-------	--	--------	--------	--	--	--	--------	--

Sl.No	Name of the Project	SCP Cost	Tender Cost	Tender Date	Bidding Stage		Present Status
					Last Date of Bid Submission	No. of tender calls	
1	Command Centre Building - Stage 2	20.00	30.00	24.07.2021	03.09.2021	1	Tender Evaluation under progress.
2	Water Supply Development Sub-project - Promenade Development Phase 2A	24.70	24.70	22.11.2021	30.12.2021	1	R.F.B received. Tender evaluation completed 06.02.2022
3	Water Supply Development Sub-Project - Promenade Development Phase 1B	13.61	13.61	22.01.2022	01.03.2022	1	
4	Water Supply Development Sub-Project - Promenade Development Phase 2B	6.91	6.61	22.01.2022	01.03.2022	1	
5	Water Supply Development Sub-Project - Promenade Development Phase 2C	0.45	0.17	27.01.2022	16.03.2022	1	
6	Water Supply Development Sub-Project - Promenade Development Phase 2D	3.88	7.88	27.01.2022	16.03.2022	1	R.F.B received. Tender evaluation completed.
7	Water Supply Development Sub-Project - Promenade Development Phase 2E	16.47	16.47				
Bidding Stage		SCP Cost	DPR Cost	RFP approval date	Amount put to Tender	Number of Tendering	Present Status
1	Water Supply Development	53.98	143.06				Material received. Bidding preparation in progress.
Total		141.22	243.79				
Grand Total		241.14	383.17				

Sl.No	Name of the Project	SCP Cost	DPR Cost	Work Order Date	Work Order Date / As Issued Date	Date of Completion as per contract	Actual Date of Completion	Work Order Date	Present Status
1	Installation of Shop Sign on Government Buildings in ABD area - Phase 1	7.00	7.00	WD: 30.07.19	PO: 03.2019	30.06.2021	30.06.2022	WD: 30.07.19	All external works for buildings signed away for 70 lakhs and 1200 kw. ESI Hospital, MCO building, Govt HUB & MCC building at Melkote has been completed and 3000 building plans have been entered. SR building, M.K.S & ABRI work yet to start.

Sl.No	Name of the Project	SCP Cost	CFR Cost	Tender Date	Finalization Stage	Present Status
1	Development of MFCF with retail space near Hampanakota Junction	79.05	79.85	LoA: 07.11.18 29.06.2020	01.09.2024	01.09.2024 LoA: 07.11.18 Construction Agreement signed on 25.06.2021. MHA approval received. Piling in progress.
2	Conversion of Street Lights to LED	62.63	62.63	LoA: 03.07.20 24.02.2021	24.10.2021	24.04.2022 LoA: 03.07.20 Installation Work in progress. (1,900 Nos. out of 6,000 Nos Completed)
3	Bids & equipment - 11 Courts: Market along with Fish Market	114.03	114.03	LoA: 28.10.20 28.10.2020	01.02.2021	01.02.2025 LoA: 28.10.20 The work is under hold due to stay from Hon'ble High Court of Karnataka.
Total		245.71	246.51			
Sl.No	Name of the Project	SCP Cost	CFR Cost	Tender Date	Finalization Stage	Present Status
1	Integrated Transport Hub (Integrated Bus Terminal with Retail mall and Recreational Centre)	200.00	200.00	31.07.2021	27.01.2022	Bids received for 2nd Call LOI for conceptual plan has been called.
Total		200.00	200.00			
Sl.No	Name of the Project	SCP Cost	CFR Cost	Tender Date	Finalization Stage	Present Status
Total		447.71	446.77			

Convergence Projects

Sl.No	Name of the work	Cost as per STP (Rs Cr)	Work Order Cost (Rs Cr)	Present Status
1	Development of GIS Base	1.50	1.51	Work Completed.
2	Development of Road Hamilton Circle to Old Madhav Main Road	1.40	1.40	
3	Development of Durgam Cheruvu Main Road, Air & Sewer Laying	0.40	0.41	
4	Development of Durgam Road Wastewater of Road, Sewer and Footpath	1.00	1.00	
5	Development of Road from Durgam Cheruvu Circle to Durgam Main Road	0.95	0.93	
6	Development of Durgam Main Road	0.80	0.87	
7	Development of Road from Durgam Main Road to Durgam Main Road	0.50	0.50	
8	Development of Road from Durgam Main Road to Durgam Main Road	0.50	0.51	
9	Development of Road from Durgam Main Road to Durgam Main Road	0.43	0.43	
10	Development of Road from Durgam Main Road to Durgam Main Road	2.30	2.30	
11	Development of Road from Durgam Main Road to Durgam Main Road	1.82	1.82	
12	Development of Road Wastewater	1.12	1.12	
13	Durgam Main Road Wastewater	1.75	1.75	
14	Durgam Main Road Wastewater	1.50	1.50	
15	Development of Road from Durgam Main Road to Durgam Main Road	0.97	0.97	
16	Development of Road from Durgam Main Road to Durgam Main Road	51.80	51.80	
17	Development of Road from Durgam Main Road to Durgam Main Road	0.50	0.50	
18	Development of Road from Durgam Main Road to Durgam Main Road	9.16	9.16	
	Total	89.88	94.51	

III. Ongoing Stage

Sl.No	Name of the work	Cost as per STP (Rs Cr)	Work Order Cost (Rs Cr)	Present Status
1	Reconstruction of Sewerage System and Missing Links works in Mangaluru City	10.00	10.00	Project start date:08.06.2018 Work In progress
2	Water supply coverage along with residential meters, water quality monitoring and SCADA	40.00	40.00	These are part of the water supply project notified and awarded on 24.12.2019. Survey works & pipe laying works under progress (80% completion). The balance has been deposited with BHEL.
3	Water supply residential water meter, Bulk water meter along with SCADA	88.75	88.75	
4	Construction of water supply (with inter-uptal water supply)	5.00	5.00	
5	Installation of water supply equipment and water supply (with inter-uptal)	2.00	2.00	
	Total	165.75	165.75	

III. Tendering Stage

Sl.No	Name of the work	Cost as per STP (Rs Cr)	Work Order Cost (Rs Cr)	Present Status
				Nil

IV. Ongoing Stage

Sl.No	Name of the work	Cost as per STP (Rs Cr)	Work Order Cost (Rs Cr)	Present Status
				Nil

Grand Total Convergence

246.63

246.57

Shivamogga Smart City Limited-SCM-Projects

I. Completed Projects

S. No.	GMIS ID	Name of the work	SCP Cost (Rs Cr)	Rev. Work Order Cost (Rs Cr) Includes Variations	Work Order date	Date of Completion as per Contract	Actual date of Completion	Physical Progress to %	Financial Progress	Present Status
1	KAR-SHI-012	Development of Tank mohalla park (No 7) In Shivamogga	0.45	0.40	12.02.2018	27.09.2018	28.02.2019	100%	0.40 Cr (100%)	Work Completed, Financial Closure Achieved
2	KAR-SHI-046	Providing Infrastructure for development of smart library	0.22	0.19	14.11.2018	14.03.2019	14.03.2019	100%	0.19 Cr (100%)	Work Completed, Financial Closure Achieved
4	KAR-SHI-037	Development of SMART LIBRARY ICI Interventions 4 Libraries and 11 School	1.96	3.00	11.09.2019	15.12.2019	17.12.2019	100%	2.97 Cr (100% of Capex 20% of Oper)	Work Completed, Financial Closure Achieved
4	KAR-SHI-063	Development of Vinayaka Park	0.60	0.50	18.02.2019	17.08.2019	07.01.2020	100%	0.50 Cr (100%)	Work Completed, Financial Closure Achieved
5	KAR-SHI-052	Development of Family Welfare Park	1.93	1.99	14.11.2018	12.06.2020	13.02.2020	100%	1.93 Cr (100%)	Work Completed, Financial Closure Achieved
6	KAR-SHI-007	Development of Conservancies in Package-1	1.37	0.88	16.02.2019	24.08.2020	25.02.2020	100%	0.88 Cr (100%)	Work Completed, Financial Closure Achieved
7	KAR-SHI-100	Supply, Installation, Commissioning and Operation & maintenance of Digital Display Boards	2.40	2.03	23-12-2019	30.06.2020	30.06.2020	100%	2.03 Cr (100% of Capex 20% of Oper)	Capex part of the Work Completed, Oper part is under on 31.03.21 Year 2021. 68% completed. Oper will be achieved in 2022.
8	KAR-SHI-120	Supplying and Installation of Furnitures to COVID-19 Hospital to Super Speciality Hospital of SINS	0.50	0.50	05.03.2020	05.09.2020	21.09.2020	100%	0.50 Cr (100%)	Work Completed, Financial Closure Achieved
9	KAR-SHI-006	Development of Conservancies In Package-2	1.85	1.54	01.11.2020	23.06.2019	21.09.2020	100%	1.54 Cr (100%)	Work Completed, Financial Closure Achieved
10	KAR-SHI-016	Nehru Stadium Beautification	5.12	2.62	05.03.2018	04.12.2018	07.12.2020	100%	2.50 Cr (50.40%)	Work Completed 50% as per Contract
11	KAR-SHI-062	Development of Mahabubika Temple park (Park 03) In Shivamogga City	1.20	0.99	26.12.2018	09.07.2019	01.12.2020	100%	0.98 Cr (100%)	Work Completed, Financial Closure Achieved
12	KAR-SHI-076	Smart Education In Govt Schools - Pan City (35 school)	0.50	0.50	30.05.2020	01.01.2021	23.12.2020	100%	0.50 Cr (100% of Capex 20% of Oper)	Capex part of the work completed. Oper part is under on 31.03.21. 68% completed. Oper will be achieved in 2022.
12	KAR-SHI-044	Development of Parks -Rote Road, Sheshadripuram, Gandhi nagar, D.C.compound, Mission Compound Park.	1.73	1.76	18.02.2019	02.09.2019	31.12.2020	100%	1.75 Cr (100%)	Work Completed, Financial Closure Achieved
14	KAR-SHI-056	Development of Parks - Malleshwar nagar park, Balrajur road In Shivamogga city	2.50	1.81	25.06.2019	24.12.2019	31.12.2020	100%	1.81 Cr (100%)	Work Completed, Financial Closure Achieved
15	KAR-SHI-136	Development of Freedom Multi Utility Space and its Partial Implementation	5.00	5.30	12.05.2020	11.97.2020	28.02.2021	100%	5.30 Cr (100%)	Work Completed, Financial Closure Achieved
16	KAR-SHI-092	Face-lifting to Riverfront Crematorium	5.00	4.90	09.01.2020	30.06.2021	31.03.2021	100%	4.95 Cr (85%)	Work Completed 85% as per Contract
17	KAR-SHI-139	Procurement of medical Equipments to District Health and Family Welfare Department Shivamogga	1.00	0.07	01.09.2020	30.03.2021	30.03.2021	100%	0.07 Cr (100%)	Work Completed, Financial Closure Achieved
18	KAR-SHI-009	Development of Conservancies In Package-3	4.82	4.03	26.12.2018	08.07.2019	15.04.2021	100%	4.03 Cr (100%)	Work Completed, Financial Closure Achieved
19	KAR-SHI-010	Development of Conservancies In Package-4	4.75	3.32	01.03.2019	05.09.2019	12.04.2021	100%	3.32 Cr (100%)	Work Completed, Financial Closure Achieved
20		Repair works in Govt PHC, Sogobud, Shiv Swargga	0.12	0.11	16.12.2020	31.03.2021	15.04.2021	100%	0.09 Cr (100%)	Work Completed, Financial Closure Achieved
21	KAR-SHI-142	Repair works in Govt Tamil School BH Road, Shivamogga	0.09	0.10	16.12.2020	31.03.2021	12.05.2021	100%	0.09 Cr (100%)	Work Completed, Financial Closure Achieved
22	KAR-SHI-018	Canal Redevelopment-Phase-1 (RS.11.00 Cr)	11.71	10.63	18.12.2018	25.11.2019	09.10.2021	100%	10.33 Cr (88.2%)	Work Completed 88% as per Contract
23	KAR-SHI-054	Development of Physical Infrastructure (Interiors, HVAC, and others) for setting up of Command and control centre	3.10	3.92	21.12.2018	20.06.2019	11.10.2021	100%	3.92 Cr (100%)	Work Completed, Financial Closure Achieved
24	KAR-SHI-143	Green Urbanization at selected Places In Shivamogga City	2.82	2.57	22.10.2020	30.07.2021	09.10.2021	100%	2.57 Cr (91.5%)	Work Completed, Financial Closure Achieved
25	KAR-SHI-003	Street Art in the selected locations across the city	1.00	0.51	29.06.2020	20.10.2020	31.10.2021	100%	0.51 Cr (100%)	Work Completed, Financial Closure Achieved
26	KAR-SHI-001	Smart Road from Adhula Circle to Allaha Circle	26.59	25.27	24.03.2018	23.02.2019	30.12.2021	100%	25.27 Cr (95%)	Work Completed, Financial Closure Achieved
27	KAR-SHI-036	Improvement of Auto bus stop	0.75	0.81	18.02.2019	10.08.2019	30.12.2021	100%	0.81 Cr (100%)	Work Completed, Financial Closure Achieved
28	KAR-SHI-022	Development of Heritage Walk / Village	15.60	15.02	14.08.2019	13.07.2020	31.12.2021	100%	15.02 Cr (78.3%)	Work Completed 78% as per Contract
Sub Total - 2021			132.25	107.67						

II. Ongoing Projects

S. No.	GMIS ID	Name of the work	SCP Cost (Rs Cr)	Rev. Work Order Cost (Rs Cr) Includes Variations (Approved & Anticipated)	Work Order date	Date of Completion as per Contract	Actual date of Completion	Physical Progress to %	Financial Progress	Present Status
1	KAR-SHI-002	Development of Smart road in package 1, Area between BH Road Savalanga Road, Riverfront road, In Shivamogga City	65.57	67.23	02.03.2018	02.05.2020	31-05-2022	72%	52.63 Cr (64.90%)	Work In Progress
2	KAR-SHI-025	Area between BH Road - Bhimnagar Road - Shivamogga City	50.00	50.00	17.02.2019	17.04.2020	31-05-2022	58%	33.23 Cr (52.97%)	Work In Progress
3	KAR-SHI-06	Area between Jai Road - Havennu Road - Nagara Road - Canal Front Road - Package 2b	100.00	96.79	12.02.2019	11.06.2020	30.06.22	70%	66.55 Cr (62.95%)	Work In Progress
4	KAR-SHI-026	Area between Savalanga Road - 100 Ring Road - Shivamogga City	100.00	96.79	12.02.2019	11.06.2020	31.03.2022	40%	39.17 Cr (42.50%)	Work In Progress
5	KAR-SHI-059	Area between Savalanga Road - Balaaji Utsav Road - River Front Road - BH Road - Package 3b	94.96	83.45	10.02.2019	17.08.2020	31.07.22	60%	46.50 Cr (45.02%)	Work In Progress

6	KAR-SHI-075	Last Mile connectivity using Cycle track and Footpath - Development of Inner Ring Road from Laxmi talikes Junction to RT Road (7.5 km)	90.00	93.80	14.08.2019	16.02.2021	30.06.22	73%	58.68 Cr (69.69%)	Work In Progress
7	KAR-SHI-011	Package-5 Redevelopment of Conservancy lanes in Bapuji Nagar, Basavana gudi and Durgaji areas in Shivamogga City.	12.00	11.25	20.12.2019	30.11.2020	31.03.2021	54%	4.76Cr (49.58%)	Work In Progress
8	KAR-SHI-019	Riverfront Development- Infrastructure works, pedestrian bridge, River front promenade, etc- North Bank	130.00	105.74	14.08.2019	25.11.2019	31.03.22	35%	31.80 Cr (30.80%)	Work In Progress
9	KAR-SHI-073	Centralized Architecture IDC/DR setup by MS&I at (KADS-SDC)	11.50	6.90	Work taken up by KIHDFC	16.09.2021	30-06-2022	80%	8.90 Cr (75%)	Work In Progress
10	KAR-SHI-086	Wildlife intere station near/with science park (Turnkey)	10.00	6.96	11-12-2019	30.06.2021	30-11-2022	10%	0.43 Cr (5%)	Work In Progress
11	KAR-SHI-091	Conservation of Heritage Building - Govt School adjacent to Kamataka Sanga and other buildings (Turnkey)	5.00	3.58	30-12-2019	30.06.2021	18-07-2022	40%	1.07 Cr (30%)	Work In Progress
12	KAR-SHI-090	Conservation of Heritage Building - Corporation Main Building (Faru Key)	3.00	2.00	30-12-2019	30.06.2021	28-11-2022	31%	0.60 (30%)	Work In Progress
13	KAR-SHI-023	Restoration and Adaptive Re use of Shivappa Nayaka palace Precinct (DOBMT basis-Turnkey project)	15.50	15.51	29-11-2019	29.12.2020	30.09.2022	35%	4.00Cr (34.24%)	Work In Progress
14	KAR-SHI-072	Providing Smart Bus Shelters & U- Toilet for PAN city (61 nos)	18.50	11.91	10.03.2020	09.12.2020	28.02.21	75%	7.76Cr (71.85%)	Work In Progress
15	KAR-SHI-060	Development of Corporation Park (Park 17) in Shivamogga City	4.40	4.78	09.03.2020	12.02.2021	28.02.21	80%	3.28 Cr (72.72%)	Work In Progress
16	KAR-SHI-002	Construction of MLCPC with commercial complex	30.00	26.04	06.03.2020	31.08.2021	21-05-2022	35%	5.67 Cr (30.30%)	Work In Progress
17	KAR-SHI-089	Modern Police Information/ Tourism kiosk	5.00	1.14	19.05.2020	18.12.2020	28.02.22	62%	0.69 Cr (57.04%)	Work In Progress
18	KAR-SHI-137	Construction of HAWKERS ZONE with taxi/ auto stand (Integrated bus terminal)	15.00	10.57	01.07.2020	31.11.2021	31-03-2022	20%	2.21 Cr (31.96%)	Work In Progress
19	KAR-SHI-055	Appointment of System Integrator for deployment station of ICCS and other ICT Interventions for Shivamogga Smart City	50.66	52.15	25.08.2020	25.05.2021	30.04.2022	55%	12.68 Cr (32.70%)	Work In Progress
20	KAR-SHI-070	Improvement and Modernization of Express Bus Terminal	7.00	5.50	16.09.2020	10.09.2021	31.02.2022	35%	1.73 Cr (31.62%)	Work In Progress
21	KAR-SHI-140	Balance work in the First floor of Super specialty hospital of SIMS*	4.50	4.50	24.09.2020	15.06.2021	20.02.2022	60%	3.04 Cr (67.55%)	Work In Progress
22	KAR-SHI-141	Bus shelters and other amenities	4.00	5.12	01.11.2020	29.06.2021	30.04.2022	40%	1.24 Cr (35.07%)	Work In Progress
23	KAR-SHI-030	Public Bike Sharing(3.19 cr SCM+1.24cr PPP)	3.19	3.11	30.03.2021	30.11.2021	25.05.2022	5%	0.02 Cr (1%)	Procurement of 300 Nos Bicycles under progress
24	KAR-SHI-050	Development of park near Country Club	2.70	2.93	25.08.2021	31.07.2022	31.07.2022	10%	0.22 Cr (6%)	Work In Progress
25	KAR-SHI-145	Procurement of Automatic Nucleic Acid Extraction (DNA/RNA) for VDI, Shivamogga	0.20	0.45	27.08.2021	15.12.2021	28.01.2022	0%	0.01 Cr	Work being executed by VDI, Shivamogga under Advisory No.15 guidelines. Procurement now under progress and expected to be completed by 28.01.2022.
26	Advisory-25	Construction of Govt College and Govt PU Girls College, BH Road Shivamogga	1.90	1.90	20.09.2021	31.01.2022	31.01.2022	90%	0.40 Cr (21%)	Work being executed by PWD, Shivamogga under Advisory No.15 guidelines.
Sub Total - B In Cr			833.46	769.90						

III. Tender Stage

S. No.	Name of the work	SCP Cost	Tender / DPR Cost	Tendered Date	Physical Progress	Financial Progress	Remarks
1	Nehru Stadium Existing Sports facility upgradation	13.00	13.00	21.01.2022	NA	0.01 Cr	Tendered on 21.01.2022. Last date for submission of bids is 08.02.2022
2	Rate tender for Conversion of Existing Over Head 11 KV/LT lines into Partial UC cable for Earthing Railway Flyover from Usha nursing home Circle to LBS Nagar-Chandrama Temple Link of Gevalangi Road. In the jurisdiction of UMI-2, CSD-1, M&SOM, Shivamogga. Under Self Finance Scheme And Estimate for shifting of 11 KV lines for providing railway over bridge from Kashiwara to Somnathappa road as per request of SW Railway department under Self Finance Scheme in unit 7 and unit 9 of CSD3 Shivamogga limits.	2.20	2.20	01.02.2022	NA		Tendered on 01.02.2022. Last date for submission of bids is 19.02.2022
3	Providing and laying MS/HDPK Joints/ Discs/Bottom pipe, HDG works and construction of drain 41.64 m and 1.57 m in Shivamogga city	4.70	4.70	01.02.2022	NA		Tendered on 01.02.2022. Last date for submission of bids is 19.02.2022
Sub Total - C In Cr			19.90	19.90			

IV. DPR Stage - PPRs

No.	Name of the work	SCP Cost	DPR Cost	DPR Approved Value	Physical Progress	Financial Progress	Remarks
1	Construction of Street Light across Village Survey	21.10	21.10				
Sub Total - D In Cr			21.10	21.10			
Grand Total of C&D			21.10	21.10			

I. Completed Projects										
S. No	Name of the work	SCP Cost (Rs Cr)	Work Order Cost (Rs Cr)	Work Order date						Savings / Excess Compared to SCP
Nil										
Sub Total - A In crores		0.00	0.00							
II. Ongoing Projects										
S. No.	Name of the work	SCP Cost (Rs Cr)	Work Order Cost (Rs Cr)	W.O issued on	Date of Completion as per Contract	Actual date of Completion	Physical Progress	Financial Progress	Present Status and Reason for Delay in Completion	
1	KAR-SHI-048 Conversion of normal street light to LED street light system	11.69	44.42	03.06.2020	30.09.2021	31.12.2021	15%	0.01 (0.08%)	Work under Progress	
2	KAR-SHI-030 Public Bike Sharing (3.19 cr SCP + 1.24 cr PPP)	1.24	1.24	30.03.2021	31.12.2021	31.12.2021	5%	0.01 Cr (0.04%)	Work under Progress	
Sub Total - A (In Cro)		12.93	45.66							
III. Tender Stage										
S. No.	Name of the work	SCP Cost	Tender / DPR Cost	Tendered Date				Physical Progress	Financial Progress	Status
1	KAR-SHI-032 Solar on Canal top (Things high level canal)	140.10	140.10				NA	NA	No bids received in 5th Call,6th Call to be tendered	
Sub Total		140.10	140.10							
Total		12,04.93	105.76							

IV. DPR Stage / FR Stage										
S.	Name of the work	SCP Cost	DPR Cost	DPR Approved						
Nil										
Grand Total PPP Totals		123.03	105.76							

Convergence-Projects											
I. Completed Projects											
S. No.	Name of the work	SCP / DPR Cost In Rs. Cr	W.O Cost In Rs Cr							Milestone	
1	KAR-SHI-042 Promoting Floriculture, organic farming, and related activities		10.42	10.42							Work Completed
2	KAR-SHI-040 Public Yellens in Shivamogga city using SBM funds		2.1	1.6							Work Completed
3	KAR-SHI-102 Providing ODF schemes in Shivamogga city under AARNT additional projects		7	7							Work Completed
4	KAR-SHI-103 PRG-35 Additional grants for construction of fruit Boxes markets in urbanation site in Garden Area		1.5	1.5							Work Completed
5	KAR-SHI-104 PRG-54 fruit and flower market at city municipal council place at Garden Area		3	3							Work Completed
6	KAR-SHI-105 PRG-58 (1) Improvement of Gopeshwari Bajpa and shrawathi nagar constituency		0.5	0.5							Work Completed
7	KAR-SHI-106 Development of park at alhola circle in Shivamogga		0.5	0.5							Work Completed
8	KAR-SHI-107 Development of Shree Sree Park in Shivamogga		0.5	0.5							Work Completed
9	KAR-SHI-100 PRG-NEW 2-Road Improvement works in CMC Shivamogga in the limits of Shivamogga District under Mukhyamantri nagarshiksha		1.45	1.45							Work Completed
10	KAR-SHI-109 PRG-1-Road Improvement work in CMC Shivamogga in the limits of Shivamogga District under mukhyamantri nagarshiksha Phase-2		1.71	1.71							Work Completed
11	KAR-SHI-110 Preservation work of Road to Tungga river bed near Vee abhadreshwara temple in old market, Shivamogga		1	1							Work Completed
12	KAR-SHI-111 PRG-1 Development of 80 feet road from Shivamogga private bus stand to 100 feet road		2	2							Work Completed
13	KAR-SHI-112 PRG-10 construction of Patherhal Shivogga Bus Stand on 100 feet road and 80 feet road divider		1.5	1.5							Work Completed
14	KAR-SHI-113 PRG-3 Development of road from Veebe nagar Chatal to Police Chowki		2	2							Work Completed
15	KAR-SHI-114 PRG-50 development of Median Lighting from Tungga bridge to Sahyadri College		1	1							Work Completed
16	KAR-SHI-116 PRG-41 development of Convenience in Park Extension and developing it into Mini market		2	2							Work Completed
17	KAR-SHI-116 PRG-32 24x7 water supply scheme KUMPSA supply capacity from amount		6	6							Work Completed
18	KAR-SHI-126 Green Park and spaces Ward No.33		0.41	0.41							Work Completed
19	KAR-SHI-127 Green Park and spaces Sharda Mina Layout		0.35	0.35							Work Completed
20	KAR-SHI-128 Green Park and Spaces Malleshwara Nagar		0.35	0.35							Work Completed
21	KAR-SHI-129 Green Park and Spaces Gopalgowda Extension in C block		0.24	0.24							Work Completed
22	KAR-SHI-130 Green parks and spaces Development of Gopal Gowda extension A block (Adjacent to BHHL DMC) Park		0.25	0.25							Work Completed
23	KAR-SHI-131 Green parks and spaces Gopal Gowda extension B block		0.3	0.3							Work Completed
24	KAR-SHI-132 Green Park and Spaces Rajwade Nagar		0.35	0.35							Work Completed
25	KAR-SHI-133 Green Park and Spaces Vinobhanagar Professor Park		0.5	0.5							Work Completed
26	KAR-SHI-134 Green Park and Spaces Ansha Circle Park		0.8	0.8							Work Completed
27	KAR-SHI-135 Green Park and spaces Development of Surje Layout and 100 Feet Layout Park		0.75	0.75							Work Completed
28	KAR-SHI-030 Green water Drains in Shivamogga using Aarnt funds		0	0							Work Completed
29	KAR-SHI-072 7500 connections under scheme under extension scheme of MESCOM		70.95	71.2							Work Completed
30	KAR-SHI-040 Widening of four lane divided carrier way to paved shoulder from KM 205 Tumkur-Honnava section & up, extending to 3000 m		70.95	70.95							Work Completed
			129.46	127.82							
II. Ongoing Projects											
1	KAR-SHI-037 24x7 Water supply Project (KOWSKDH)		130.7	132.4							Work in progress
Total			127.86	127.7							
Total			129.71	130.52							

Tumakuru Smart City Limited

SCM Project

I. Completed Projects

Sl. No.	Name of the Project	SCP Cost	Approved DPR Amount (Rs. in Cr)	WO Cost (including GST)	Work order date	Date of Completion as per contract	Actual Date of Completion	Present Status
1	Dredging, Dredging, Lining, Restoration & Reclamation Works of Upstream Feeder Channels	0.39	0.39	0.395	Work entrusted to KRDC			Physical Progress Work is completed Work completion date:10.12.2017
2	Construction of Smart e-Tollies	0.17	0.21	0.175	21.0.2017	27.02.2018	27.02.2018	Physical Progress Project Completed & Inaugurated on 02-03-2018. Work completion date:27.02.2018
3	Development of Intermediate Para Transit Stands at Kudal Basaveshwara Circle and MG Road	0.04	0.05	0.039	15.06.2018	25.06.2018	25.06.2018	Physical Progress Work is completed Work completion date:25.06.2018
4	Construction of GI Barbed Wire Fencing under High Tension Power Supply Lines for Planation in Tumakuru.	0.55	0.55	0.407	09.03.2018	09.09.2018	09-09-2018	Physical Progress Work is completed. Work completion date:09.09.2018
5	Redevelopment of Siddaganga Bus Shelter	0.08	0.08	0.085	22.06.2018	22.09.2018	22-09-2018	Physical Progress Work is completed Work completion date:22-09-2018
6	Smart Park, Tumakuru University Park, (Civil)	0.62	0.62	0.617	05.11.2017	07.07.2018	30-09-2018	Physical Progress Work is completed Work completion date:30.09.2018
7	Contribution towards Improvement of Water Supply Scheme (under AMRUT)	14.00	14.00	14.00	Fund Transferred to KUVS&DB under AMRUT			Physical Progress Work is completed Work completion date:30.09.2018
8	Development of Nursery for afforestation and green buffer zones at Amanikere	0.49	0.50	0.495	Work entrusted to Forest Dept			Physical Progress Work has been completed Work completed
9	Smart Lounges & Information Kiosks at Amanikere Lake basin	0.29	0.29	0.30	11.10.2017	10.09.2018	01.08.2018	Physical Progress Work is completed Work has been completed on 01.09.2018
10	Construction of Toilet Block at KRDC Campus	0.14	0.14	0.103	15.05.2018	25.10.2018	30.11.2018	Physical Progress Work is completed Work Completed date 30.11.2018
11	SKW centralized On-Grid Solar Power Plant with LED based Solar street lighting system	0.40	0.40	0.316	08.05.2018	11.06.2018	24.11.2018	Physical Progress Work is completed. Work Completed date 24.11.2018
12	Procting Toilet Block at PU College	0.14	0.13	0.101	11.06.2018	20.10.2018	24.11.2018	Physical Progress Work is completed. Work Completed date 24.11.2018
13	Appointment towards GIS Software with KUIDFC	0.60	0.60	0.60	Project is implemented by KUIDFC			Work completion date: April 2017
14	Refashion Pavement Improvement & Public Place marking at Govt. PU College Premises	2.40	2.40	1.07	22.01.2018	24.11.2018	05.01.2018	Work of path way 2 Completed. Path way 1 is redesigned as separate project Work Completed date 05.01.2018
15	Clearance of ob. poles of Amanikere	0.24	0.24	0.180	15.07.2018	18.12.2018	04.01.2019	A project funded by TUDA taken-up under convergence. Clearance of Naachis is completed. Work Completed date 04.01.2019
16	Installation of Sanitary Napkin Dispenser & Incinerator at Empress High school PU college	0.008	0.008	0.008	27.12.2018	18.01.2018	18.01.2018	Installed
17	50 KW-e1 Cms Solar Photo Voltaic (SPV) System at GOVT PU College	0.73	0.73	0.575	18.07.2018	22.01.2019	22.01.2019	Physical Progress Work is completed on 22.01.2019 O&M is in progress. Hence payment will be made for O&M period
18	Smart Lounges - Furniture part	0.14	0.14	0.11	24.01.2019	23.02.2019	10.02.2019	Work order issued on 24.01.2019 Physical Progress Work is completed
19	Plantation around Amanikere lake	0.64	0.64	0.64	Work entrusted to Forest Dept			Entrusted work to forest Dept. Work Completed on 03.12.2018
20	Smart Parking at M G Road Conservancies - Civil Part	0.40	0.45	0.39	22.10.2018	04.03.2019	04.03.2019	Work Order issued on : 22.10.2018 Duration of Project: 4 months Work Completed on 04.03.2019
21	Smart Parking at M G Road Conservancies - IT Part	0.16	0.15	0.13	28.12.2018	07.06.2019	07.06.2019	Work order issued on :28-12-2018 Work Completed on 07.06.2019
22	Upparahalli Flyover Under Space Development	0.43	0.43	0.38	28.12.2018	04.07.2019	07.06.2020	Work order issued on :28-12-2018 Work Completed on 07.06.2019.
23	Plantation on Medians	0.90	1.00	0.360	07.08.2018	06.11.2018	05.11.2018	Work Order Issue Date: 07-08-2018 Duration of Project: 3 Months (5 years O & M) Planting of hedges on major roads such as Kubiopu road, Amanikere Road,Shelthali main road, Kunigal Main Road, BH Road has been completed
24	Interior works for Integrated City Management Command & Control Centre in Town Hall Building at Tumakuru	0.42	0.42	0.363	06.03.2019	26.05.2019	20.07.2019	Work order issued on 06.03.2019 Work completed on 20.07.2019
25	Delivery of Agency for Operation and Maintenance of Smart Lounges at Amr. Lane - IT Part	0.06	0.05	0.05	14.12.2018	14.04.2019	14.04.2019	Work order issued on :14-12-2018 Work Completed on 22.08.2019 Work completed O & M is going on.
26	Supply, installation of fiber optic, rubber containers and sign boards	0.37	0.37	0.32	15.10.2018	15.01.2019	14.01.2019	Work Order Issue Date: 15.10.2018 Duration of Project: 2 months Installed 48 Ducts in various locations. Project is short closed as the identified installings will be under construction of Smart Road & road shoulder improvement project
27	Supply of UAV systems (Drone Procurement)	0.25	0.19	0.25	02.07.2019	28.08.2019	23.08.2019	Work Order issued on 02.07.2019 Drones Supplied on 23.08.2019
28	Smart Lounges Furniture - IT Part	0.14	0.14	0.11	17.07.2019	29.08.2019	27.08.2019	Work Order Issue Date: 17.07.2019 Work Completed on 27.08.2019
29	Revised O&M agreement for KUIDFC (COMMO)	59.25	59.59	47.16	23.11.2018	23.11.2019	15.08.2019	Work Order issued on : 23.11.2018 Work Completed on 15.08.2019 Upcoming activities for O&M for KUIDFC in Ammanikere & C&M for Smart City (work for CCTV, Signaling and VMS completed
30	Establishment and Operation of Teacher resource center and student resource center at Tumakuru City	0.23	0.232	0.16	13.05.2019	03.10.2019	22.05.2019	Work Order issued on 13.05.2019 Work Completed on 22.05.2019

31	Digital Library Solution	1.03	1.63	1.71	04.01.2019	10.08.2019	28.08.2019	Work order issued on 04.01.2019 Work Completed on 28.08.2019 Implementation Completed.
32	Selection of Agency for Establishment of Smart Classrooms at different Govt. Schools/Colleges of Tumakuru	0.65	0.64	0.70	22.07.2019	31.08.2019	31.08.2019	Work Order Issued on 22.07.2019 Work Completed on 31.08.2019
33	Signage & Legibility- Digital Display Boards (at 3 locations)	1.00	0.766	0.574	24.01.2019	19.03.2019	03.09.2019	Work order Issued on 24.01.2019 Work Completed on 03.09.2019
34	Selection of Agency for establishment of digital classrooms, ICT lab and language labs at Govt College and schools of Tumakuru (Call-2)	2.35	2.35	2.26	05.03.2019	15.08.2019	15.09.2019	Work order issued 05.03.2019 Work Completion on 15.09.2019
35	Construction of Skill Development Centre for NCC Centre	0.42	0.42	0.327	06.03.2019	11.10.2019	11.10.2019	Work order issued 06.03.2019 Work Completion on 11.10.2019
36	Firing Simulator for NCC Building - IT Part			0.11	06.01.2020	18.05.2020	18.05.2020	Work order issued 06.01.2020 Work Completion on 18.05.2020
37	Supply, Installation of Furniture & Electrical work of DINC for PHC, Tumakuru.	0.13	0.16	0.13	02.08.2019	01.09.2019	31.08.2019	Work order issued 02.08.2019 Work Completion on 31.08.2019
38	Development of Smart Bus Shelter - Phase 1 (5 locations)	0.44	0.44	0.38	17.01.2019	15.08.2019	15.08.2019	Work order issued on 17.01.2019 Work Completed 15.08.2019
39	Supply and Installation of Smart Poles at different places in Tumakuru	1.02	1.20	1.03	22.07.2019	21.12.2019	25.10.2019	Work Order issued on 22.07.2019 Completed on 25.10.2019
40	Science Theme Park at Amanikere Lake	0.48	0.36	0.39	22.07.2019	18.11.2019	18.11.2019	Work order issued on 22.07.2019 Completed on 18.11.2019
41	Procurement and Installation of open Gym equipment and Children play equipment along with allied civil works in TCC limits	0.51	0.51	0.32	22.07.2019	18.11.2019	18.11.2019	Work order issued on 22.07.2019 Completed on 18.11.2019
42	Development of Parks - TCC Premises		0.176	0.176	31.08.2019	30.11.2019	30.11.2019	Work entrusted to Horticulture Department. Work order issued on 31.08.2019 Work completed on 12.12.2019
43	Development of Parks- Shreebaleshwar Extension park		0.169	0.169	04.09.2019	04.12.2019	12.12.2019	Work entrusted to Horticulture Department. Work order Issued on 04.09.2019 Work completed on 12.12.2019
44	Development of Parks- Reshagin Nagar park		0.176	0.176	04.09.2019	04.12.2019	12.12.2019	Work entrusted to Horticulture Department Work order Issued on 04.09.2019 Work completed on 12.12.2019
45	Development of Parks- PU PWG park		0.165	0.165	21.10.2019	20.01.2020	12.12.2019	Work entrusted to Horticulture Department Work order Issued on 21.10.2019 Work completed on 12.12.2019
46	Digital Nerve Centre	4.27	4.27	4.27	28.02.2019	19.10.2019	19.10.2019	Work order issued 28.02.2019 Physically work is completed, Year 1 and Year 2 Service and O&M is completed Presently, DINC Service for Year 3 is under O&M.
47	Development of Parks - Kuvempu Nagar - Ward No:21	0.39	0.362	0.34	10.07.2019	09.10.2019	01.03.2020	Work order issued on 10.07.2019 Work Completed on 01.03.2020
48	Development of Parks - SSS Puram - Ward No:25	0.31	0.291	0.27	10.07.2019	09.10.2019	01.03.2020	Work order issued on 10.07.2019 Work Completed on 01.03.2020
49	Development of Parks - Adrish Nagar - Ward No:20	0.91	0.905	0.74	10.07.2019	10.10.2019	05.03.2020	Work order issued on 10.07.2019 Work Completed on 05.03.2020
50	Additional Class rooms Block at PU College	1.23	0.69	0.885	17.07.2019	28.08.2019	01.03.2020	Work Order Issue Date: 17.07.2019 Work completed on 01.03.2020
51	Solar Paneling at Glass House	4.5	3.16	2.93	25.06.2019	24.09.2019	29.04.2020	Work Order issued on 25.06.2019 Work completed on 29.04.2020
52	Intermediate Para Transit Stands - Phase 2	0.05	0.04	0.04	13.06.2018	12.09.2019	15.05.2020	Work order issued on 13.06.2018 Work Completed on 15.05.2020
53	Development of Field Marshal Cariappa road as smart road	7.50	7.50	4.29	23.11.2018	22.11.2019	10.06.2020	Work Order issued on : 23.11.2018 Work Completed on 10.06.2020
54	Intervention and Additional improvement for 24*7 Water Supply (SCADA system (KUVSS&DB)) - Filling of Hemavathi water to Amanikere	18.61	18.61	18.61	24.05.2019	23.05.2020	10.06.2020	Work Order issued on 24.05.2019 Work Completed on 10.06.2020
55	Construction of Boundary Wall and chain link Fencing with MS gate and provision for cameras & Lighting around Amanikere Lake	5.00	4.85	3.47	22.07.2019	21.04.2020	10.06.2020	Work order Issued on 22.07.2019 Work Completed on 10.06.2020
56	Rejuvenation & Up gradation of Ring Road	66.40	66.40	58.90	23.11.2018	22.11.2019	25.06.2020	Work Order Issued on : 23.11.2018 Work Completed on 25.06.2020
57	Locked House Monitoring System (LHMS)	0.25	0.25	0.22	02.09.2020	15.07.2020	17.07.2020	Work Order Issued on : 02.09.2020 Work Completed on 17.07.2020
58	Gym equipments procurement for SFC site Govt PU	0.45	0.56	0.42	26.03.2020	20.05.2020	20.07.2020	Work Order Issued on : 26.03.2020 Work Completed on 20.07.2020
59	Furniture for adolescent classrooms at Govt PU College	0.04	0.08	0.05	04.09.2020	04.07.2020	20.07.2020	Work Order Issued on : 04.09.2020 Work Completed on 20.07.2020
60	Development of Parks - Amarijyothi Nagar	0.49	0.36	0.40	12.12.2019	24.04.2020	22.07.2020	Work Order Issued on : 12.12.2019 Work Completed on 22.07.2020
61	Development of Parks - Baghshah Extension	0.57	0.64	0.52	05.10.2019	24.04.2020	22.07.2020	Work Order Issued on : 05.10.2019 Work Completed on 22.07.2020
62	Development of Parks - Kanagalge	0.58	0.67	0.53	05.10.2019	10.04.2020	22.04.2020	Work Order Issued on : 05.10.2019 Work Completed on 22.04.2020
63	Development of parking of 7 components at SS Tanna Road in Saranant	1.40	1.52	1.20	01.05.2019	16.03.2020	21.07.2020	Work Order Issued on : 01.05.2019 Work Completed on 21.07.2020
64	Development of modular classrooms - New building at Govt PU College	1.11	1.07	0.77	10.07.2019	18.05.2020	23.07.2020	Work Order Issued on : 10.07.2019 Work Completed on 23.07.2020
65	Development of Banyan Tree Boulevard	0.99	0.98	0.88	17.11.2019	17.09.2019	01.06.2020	Work Order Issued on : 17.11.2019 Work Completed on 01.06.2020
66	Inter Road Transport System	6.60	4.62	4.69	07.02.2019	06.06.2019	01.06.2020	Work order issued on 07.02.2019 Work completed on 01.06.2020 Presently under O&M Period

67	Affordable Housing at Maityamma Nagar	10.00	13.52	14.01	27.04.2019	28.10.2020	02.09.2020	Work order issued on 27.04.2019 Work Completed on 02.09.2020
68	Development of Parks - Mahalakshmi Layout	0.45	0.52	0.42	03.10.2019	20.04.2020	02.09.2020	Work order issued on 03.10.2019 Work completed on 02.09.2020
69	Development of Parks - Gokul Extension	0.50	0.58	0.45	03.10.2019	20.04.2020	02.09.2020	Work order issued on 03.10.2019 Work completed on 02.09.2020
70	Development of Ashoka Starks - Phase 3	0.10	0.11	0.08	12.12.2019	12.03.2020	29.05.2020	Work Order issued on 12.12.2019 Work completed on 24.09.2020
71	Construction of 107 PIS boards at bus stands in Tumkur	0.65	0.66	0.79	30.10.2019	02.05.2020	24.09.2020	Work Order issued on 30.10.2019 Work completed on 24.09.2020
72	Development of Parks - Jaland (02) new plantation at Anantpur	0.20	0.197	0.197	04.09.2019	03.03.2020	24.09.2020	Work entrusted to Horticulture Department Work Order issued on 04.09.2019 Work completed on 24.09.2020
73	Smart Road Package-3A (Ashoka Road and DC Road)	21.19	21.19	19.57	27.04.2019	28.04.2020	30.06.2020	Work order issued on 27.04.2019 work completed on 30.06.2020
74	Solid Waste Management (IEC)	0.26	0.177	0.14	14.06.2019	13.06.2020	28.08.2020	Work Order Issued on 14.06.2019 Work completed on 30.09.2020
75	Repair work of Private Bus Stand (Ward No 14) at Tumakuru	0.26	0.26	0.21	20.06.2020	10.11.2020	30.12.2020	Work order issued on 20.06.2020 Work completed on 24.10.2020
76	Procurement of Medical and other equipments for RT-PCR Lab at District Hospital for COVID-19 Testing	0.6501	0.6591	0.6501	17.08.2020	28.10.2020	28.10.2020	Work Order issued on 17.08.2020 Work completed on 28.10.2020
77	Development of Women Theme Park at Unarshalli	0.04	0.04	0.08	27.12.2018	28.03.2019	30.01.2021	WO issued on 27.12.2018 Work completed on 26.11.2020 Levied Penalty of Rs 6,77,377 for delay in completion of milestones to contractor
78	Procurement of IT hardware in Tumakuru City Corporation (TCC) for E-Office	0.55	0.55	0.55		30.09.2020	30.12.2020	Procurement of IT hardware components is completed
79	Replacement of Street lights into LED street lights in Solid Waste Management unit at Agardandehalli, Tumkur	0.143	0.143	0.11	20.06.2020	10.10.2020	15.12.2020	Work order issued on 20.06.2020 Work completed on 20.11.2020
80	Installation of 07 nos. of bonewells and pumps at Solid Waste Management unit at Agardandehalli, Tumkur	0.150	0.150	0.11	20.06.2020	10.10.2020	15.12.2020	Work order issued on 20.06.2020 Work completed on 26.11.2020
81	Purchase of ALS Ambulance to New Trauma Centre	0.540	0.540	0.540	25.08.2020	24.10.2020	29.12.2020	Work order issued on 25.08.2020 Work completed on 26.11.2020
82	Supply of Tractor mounted Pumps sprayer with boom and accessories for use with chemical in Tumkur	0.210	0.210	0.210	05.09.2020	05.10.2020	15.12.2020	Supply Order issued on 05.09.2020 Duration - 07 days Work completed on 20.11.2020
83	Repair works of Angawadi Centers in Tumakuru City Corporation limits, Tumakuru	0.83	0.84	0.84	20.08.2020	10.12.2020	30.12.2020	Work order issued on 20.08.2020 Work completed on 18.12.2020
84	Development of Two wheeler parking at HMC Road conservancy -On Street Parking Lots	2.20	0.46	0.41	21.03.2020	23.09.2020	30.12.2020	Work order issued on 21.03.2020 Work completed on 16.12.2020
85	Development of Kamalab Park in IDSAT layout & Unni Krishna Park in Seetasthya Nagar	1.46	1.47	1.20	26.05.2020	20.11.2020	30.12.2020	Work order issued on 26.05.2020 Work completed on 19.12.2020
86	Development of Mochurana park, Shivakumar Swarnji park & Devayyanapeta park in Tumakuru	1.47	1.47	1.29	15.05.2020	10.11.2020	30.12.2020	Work order issued on 15.05.2020 Work completed on 18.12.2020
87	Installation of CCTV in Solid Waste Management unit at Agardandehalli, Tumkur	0.154	0.154	0.14	20.06.2020	10.10.2020	30.12.2020	Work order issued on 20.06.2020 Work completed on 18.12.2020
88	Construction of Agardandehalli Office of Solid Waste Management unit at Agardandehalli, Tumkur	0.102	0.102	0.12	20.06.2020	10.10.2020	30.12.2020	Work order issued on 20.06.2020 Work completed on 18.12.2020
89	Construction of Macadam Around the lunar compound wall in solid waste management unit at Agardandehalli, Tumkur	0.090	0.090	0.05	22.07.2020	21.10.2020	30.12.2020	Work order issued on 22.07.2020 Work completed on 18.12.2020
90	Construction of Conventional Public Toilet Blocks (4 Locations) - Phase 2	0.74	0.83	0.85	27.11.2019	15.01.2021	15.01.2021	Work Order issued on 27.11.2019 Work completed on 30.12.2020
91	Utilization of Impounded Water in Tumakuru Amankere by Pumping Water to the Existing SMDL Capacity WTP in P.N.Palye	13.78	13.78	13.78	23.04.2019	23.04.2020	13.01.2021	Work Order issued on 23.04.2019 Work completed on 13.01.2021
92	Supply of Uniforms for Tumakuru City Corporation Pournamikas	0.11	0.11	0.05	13.11.2020	12.12.2020	12.01.2021	Work Order Issued on 13.11.2020 Work completed on 12.01.2021
93	Supply, installation and Erection of 05 mtr high rust Ring Pole at Anantpur	1.080	1.062	1.02	05.08.2020	20.10.2020	23.01.2021	Work order issued on 05.08.2020 Work completed on 23.01.2021
94	Package - B, Development of park in Bharathi Nagar (ward no.22) and Sanjivani nagar, Kyathasandra (Ward no.32), Tumakuru	0.950	0.980	0.77	03.09.2020	12.02.2021	17.02.2021	Work order issued on 03.09.2020 Work completed on 12.02.2021
95	Development of parks at Belavadi (ward no 27), Pragathi Badavane & Yadava nagar ward no 28 in Tumakuru	1.490	1.50	1.22	26.05.2020	25.10.2020	28.02.2021	Work order issued on 26.05.2020 Work completed on 28.02.2021
96	Energy Efficient Lighting (LED) Lighting for New extension	11.600	7.95	6.90	08.03.2019	05.09.2020	31.03.2021	Work order issued on 08.03.2019 Work completed on 31.03.2021
97	Creation of Lighting Infrastructure on the Identified dark spot in 35 wards coming under TCC jurisdiction in Tumakuru City	4.878	4.878	4.65	12.05.2020	31.12.2020	31.03.2021	Work order issued on 12.05.2020 Work completed on 31.03.2021
98	ICMCC Phase 2	19.14	24.52	19.37	15.04.2020	14.11.2020	30.04.2021	Work order issued on 15.04.2020 Work completed on 30.04.2021
99	Package B, Development of park in Ward No 23 and the work of Improvement	1.70	1.70	1.51	02.09.2020	31.03.2021	31.07.2021	Work Order issued on 02.09.2020 Work completed on 31.07.2021
100	Construction of Compound wall in PU College	1.80	1.80	1.24	04.05.2020	11.03.2021	01.07.2021	Work order issued on 04.05.2020 Work completed on 01.07.2021
101	Development of park near Panchmukhi Extension Antheasahalli bypass (Ward No 2) and Development of Azad Nagar Park in Ashoka Nagar (Ward No 25)	1.510	1.510	1.27	01.01.2021	05.07.2021	15.07.2021	Work order issued on 07.01.2021 Work completed on 15.07.2021

102	Development of Street vending zones at Kolthihopi road near SS circle, Tumakuru Phase 1	0.443	0.443	0.330	21.06.2020	18.05.2021	25.07.2021	Work order issued on 21.06.2020 Work completed on 25.07.2021
103	Construction of Multi-Dimensional Auditorium with Library and Class Rooms of Empress Govt. High School/PU College	10.00	12.69	13.53	31.05.2019	30.05.2020	10.08.2021	Work order issued on 31.05.2019 Work completed on 10.08.2021
104	Package 4: Development of GSB Park in ward no. 11, Gangasandra, and Development of park in ward no.27, Dattawadi Sy.No. 45/2, Gangotri Nagar Main Road, Near Warner Bakery, Tumakuru	1.360	1.357	1.11	16.08.2020	17.01.2021	17.08.2021	Work order issued on 16.08.2020 Work completed on 17.08.2021
105	Package-5 Development of Park in Municipal layout sy.no 60/1 (Ward no. 25) and Banjara Shikara in Saraswathipuram 2nd stage (Ward no.28) Tumakuru	1.170	1.172	0.95	18.08.2020	17.01.2021	17.08.2021	Work order issued on 18.08.2020 Work completed on 17.08.2021
106	Shifting of BESSCOM HT line and other infrastructure in OSD-1	0.000	0.000	0.304	07.09.2020	13.01.2021	21.08.2021	Work Order issued 07.09.2020 Work completed on 21.08.2021
107	Rain Water Harvesting & Afforestation	5	4.99	4.22	23.02.2019	22.11.2019	25.08.2021	Work order issued 23.02.2019 Work completed on 25.08.2021
108	Smart Road Package-2 (6 roads - Mandipet Main Road, Mandipet 1st and 2nd Main Road, North Bus Stand Road(Gubbi Veeranna Kalamandir Road), South Bus Stand Road(KSRTC Depot Road), Bhagavan Mahaveer Jain Road, FMG Carloppe Road)	36.88	28.88	32.72	28.02.2019	27.02.2020	27.08.2021	Work order issued 28.02.2019 Work completed on 27.08.2021
109	Repair work required for 6 nos of buildings at Primary Health Centre	0.88	0.88	0.77	02.11.2019	01.05.2020	30.08.2021	Work Order issued on 02.11.2019 Work completed on 30.08.2021
110	Development works at Vidyanagar Pump House	0.500	0.500	0.276	13.11.2020	14.05.2021	30.09.2021	Work Order issued on 13.11.2020 Work completed on 30.09.2021
111	Package - 7: Selection of System Integrator for Installation, commissioning and operation of Smart Infrastructure at selected parks in Tumakuru - IT components	3.160	3.160	3.23	04.12.2020	05.05.2021	02.12.2021	Work order issued on 04.12.2020 Work completed on 02.11.2021
112	Construction of Tunnel walking and Yoga/retreat in Anankere	4.03	2.30	1.87	27.12.2019	16.07.2020	31.10.2021	Work Order issued on 27.12.2019 Work Short closed on 30.11.2021
113	Construction of Anganwadi centers in Tumakuru City Corporation limits, Tumakuru (Phase - I)	2.700	2.700	2.11	05.09.2020	04.02.2021	30.11.2021	Work order issued on 05.09.2020 Work completed on 30.11.2021
114	Providing, Installation & Commissioning of Garden Light poles along the bund of Anankere, Tumakuru	2.800	2.800	1.030	13.12.2020	31.03.2021	04.12.2021	Work order issued on 13.12.2020 Work completed on 04.12.2021
115	Smart Road Package-1 (4 Roads - MG, JC, Horpet and Vivekananda roads.	27.96	27.57	27.89	01.02.2019	31.01.2020	31.12.2021	Work order issued 01.02.2019 Work completed on 31.12.2021 The work order cost is Rs 24.98 Cr. However as per GMS, initial days of portal it was intiating that the work order cost should be equal to SCM Funding Pattern. Therefore, the work order cost is matched with SCM Funding Pattern. Hence, Rs 27.89 Cr is reflected in GMS & MIS now.
Total		421.47	420.21	372.71				

II. OnGoing Stage

Sl. No.	Name of the work	SCP Cost	Approved DPR Amount (Rs. In Cr)	WO Cost (Including GST)	Work order date	Date of Completion as per contract	Probable date of Completion	Present Status
1	Smart Road Package-3A (Chamundawasheri, Dr. Radha Krishna, Beigumba Road)	49.82	49.0	44.45	06.03.2021	05.03.2020	31.03.2022	Work order issued 06.03.2021 Physical progress: 60% - Redhakrishna road work completed. - Beigumba Road : - From NH under pass to Thammaloh Hospital Ducting & Drain work, Footpath, Parking area and main carriage way completed. - From Thammaloh Hospital to Kolthihopi Road Ducting and drain works are completed. Main carriage way work is in progress Reasons for Delay in completion of Work: a) Encroachments in Chamundawasheri Road, Survey was conducted by Tumkur City Corporation (TCC) and site clearance report is yet to be received from TCC. b) Permission by Forest Department for Staking of Trees c) Permission and Staking of Electric Utilities by BESSCOM d) Delay due to COVID-19 work was stopped. Work in progress now
2	Smart Road Package-3C (BH Road)	47.72	47.72	41.0	09.03.2021	05.03.2020	29.02.2022	Work order issued 09.03.2021 Physical progress: 88% (including additional scope) Additional scope: Footpath and parking area developments in progress Additional scope: lane marking roads WBM, BMS and ASP in progress Due to some encroachments and site clearance, work order to BESSCOM work was stopped. Work in progress now
3	MSI (Centralised Data Center at KWSD)	30	30	12.7		26.05.2020		Project entrusted to IIT, DDC
4	Shoulder Improvement for Other than Smart Roads Work 4: Improvements in ASD area with Under Footpath Development in Anankere	135.92		56.64	03.03.2019	07.03.2020	15.02.2022	Work order issued on 03.03.2019 Physical progress: 60% - Resurfacing, Edge, Shoulder, and Footpath, Shoulder, Drainage & B&B completed, and laying out manholes and sewer lines, yet to be started. - Anankere Nagar, BH Road (1st and 2nd) lanes roads. - BMS, B&B, power lines work completed and Road Marking work yet to be started - MG Road (1st and 2nd) lanes - BMS, B&B, power lines work completed and Road Marking work yet to be started. - Chackappa Road (B&B) in progress. Reasons for delaying work is due to temporary work was stopped by local public and representatives, during work stopped by DDC and later when permission to start work in CSI layout and SS system only. Delay due to covid-19 work has been delayed, delay due to KWSD B&B UGD line (department) Work in progress now

5	Redevelopment of Ring Road - Phase 2	52.5	45.8	52.50	28.05.2019	28.05.2020	31.08.2021	<p>Work Order Issued on 29.05.2019</p> <p>Finishing works in progress</p> <p>The work order cost is Rs 38.47 Cr. However as per GMS, initial days of portal it was, insisting that the work order cost should be equal to OCM Funding Pattern. Therefore, the work order cost is matched with SCM Funding Pattern. Hence, Rs.52.50 Cr is reflected in GMS & MIS now.</p>
6	Drone Survey	1	0.75	0.855	09.07.2019	08.01.2020	31.03.2021	<p>Work order issued on 09.07.2019</p> <p>Physical Progress:80%</p> <p>Physical survey not completed by agency. Hence, Termination notice issued.</p>
7	City Library Business Incubation & Innovation Centres	21.63	29.94	25.62	12.05.2019	11.05.2020	28.02.2022	<p>Work order issued on 12.05.2019</p> <p>Physical Progress : 75%</p> <ul style="list-style-type: none"> - 100% Block work completed - Internal Plastering work completed and external Plastering work completed - Electrical work is in progress - False ceiling work is in progress. - Tiles works and ACP works in progress <p>1) Delayed Due to clearance to cut trees from Forest Department. 2) Delayed due to COVID19 work was stopped. Work In progress now</p>
8	Lake Bank Conservation & Erosion Protection (Amanikere Lake)	32.00	31.99	25.37	31.05.2019	30.05.2020	31.01.2022	<p>Work order issued on 31.05.2019</p> <p>Physical Progress : 85%</p> <ul style="list-style-type: none"> - Pathway, culvert and hand railing work is in progress <p>Letter issued to contractor, advising to speed up the implementation of work, otherwise stringent action will have to be initiated to terminate the contract.</p> <p>Proposed to Levy Penalty of Rs 23,42,252 for delay in completion of milestones.</p>
9	Skid on wheels	0.32	0.41	0.32	03.08.2019	03.08.2019	31.10.2021	<p>Work Order issued on 04.07.2019.</p> <p>Procurement of 1 vehicles from KRTC is completed. And Bus will be delivered in a week.</p>
10	Trauma Centre (Overhaul and Improvement of Medical Facilities in City merged with Trauma Centre)	56.00	56.09	41.43	22.07.2019	21.10.2020	29.2.2022	<p>Work order issued on 22.07.2019 by the Health & Family welfare department</p> <p>Physical Progress : 80%</p> <ul style="list-style-type: none"> - Flooring and glazing work is in progress - Finishing work for basement & ground floor work is in progress. - HVAC and the lighting work is in progress. <p>1) Due to clearance to cut trees from Forest Department. 2) Delayed due to COVID19 work was stopped.</p>
11	Integrated Bus Terminal Redevelopment	100.00	82.80	88.56	03.10.2019	02.10.2021	31.03.2021	<p>Work Order issued on 03.10.2019</p> <p>Physical Work : 20%</p> <ul style="list-style-type: none"> - Lower Basement slab 70% work completed, And Upper basement column work is in progress <p>Delayed due to tree cutting and Shifting of Electrical utilities. And due to COVID19 work was stopped. Work in progress.</p>
12	Construction of Sports Complex at MS Stadium	53.00	49.97	54.04	11.09.2019	10.03.2020	28.02.2022	<p>Work order issued on 11.09.2019</p> <p>Physical Work : 85%</p> <ul style="list-style-type: none"> - All 5 viewer gallery are completed and painting & electrical in progress - VIP, Admin block and PH Gallery Structural work completed and Flooring, Electrical fitting. - Painting, Framit elevation work is in progress - Sports complex electrical & SS Railings fixing work is in progress - Wrestling block structural work completed. Flooring, painting & electrical in progress - Internal Road work. Laying of GSB work completed <p>Delayed due to tree cutting of trees by forest department. And due to COVID19 work was stopped. Work in progress now</p>
13	Construction additional classrooms on existing old building	2.50	2.40	2.38	25.10.2019	06.11.2020	15.02.2022	<p>Work Order issued on 25.10.2019</p> <p>Finishing works in progress</p>
13	Intervention and Additional Improvement for 24*7 Water Supply (SCADA system (KUIS&DB)) - Filling of Hemavathi water to Amanikere	12.39	12.39	12.39	24.05.2019	23.05.2020		<p>Work Order issued on 24.05.2019</p>
	Utilization of Impounded Water in Tumakuru Amanikere by Pumping Water to the Existing 50MLD Capacity WTP in P.N.Palya	11.77	11.77	11.77	23.04.2019	22.04.2020		<p>Work in progress</p>
14	Redevelopment of Bus Shelters at different locations in Tumakuru	0.29	0.26	0.23	24.01.2020	24.06.2020	24.08.2021	<p>Work order issued on 24.01.2020</p> <p>Work is delayed due to :</p> <p>The existing bus shelter contractor (PPP) raised objection to proceed the work. Hence, work is short closed</p>
15	Construction of Third block at Govt. PU College Premises	0.69	0.69	0.57	04.09.2020	31.07.2021	31.10.2021	<p>Work order issued on 04.09.2020</p> <p>Physical progress-85%</p> <p>Tiles and flooring work is in progress</p> <p>Delayed due to COVID19 work was stopped</p>
16	Development of Sports Arena at PU College	3.50	4.81	4.32	25.05.2020	26.02.2021	31.01.2022	<p>Work order issued on 25.05.2020</p> <p>Physical Progress : 55%</p> <ul style="list-style-type: none"> - Structural work of gallery, retaining wall completed, Pavilion G+1 roofing work is in progress - Laying of granite in college building is in progress - Drain & Court formation work is in progress <p>Delayed due to COVID19. Work in progress now</p>

17	Amanikere Urban Hall	1.73	2.01	1.57	01.05.2020	25.10.2020	31.12.2021	Work order issued on 01.05.2020 Physical Progress: 60% Installation of Stairs & pavers completed. Tensile roof work is in progress
18	Construction of Building for ICACC	7.58	13.61	11.36	06.05.2020	05.05.2021	31.03.2022	Work order issued on 06.05.2020 Physical Progress: 80% -- structure work is completed -- still, 1st floor, 2nd floor block work completed -- still floor, first floor and second floor. Internal plastering is in progress -- external plastering is in progress.
19	Providing Pinning, Framing, Installation of way finding signage 'You Are Here' signage Board in Tumakuru	0.74	0.74	0.53	07.08.2020	04.11.2020	15.01.2022	Work Order issued on 07.08.2020 Physical Progress: 30% Foundation work in progress Fabrication of frame work is completed.
20	Infrastructure correction in the existing lighting system in Tumakuru	2.990	2.090	2.56	03.09.2020	02.01.2021	30.11.2021	Work Order issued on 03.09.2020 Work in progress.
21	Supply & Installation of Lake Amenities along with allied works at Amanikere Tumakuru	1.060	1.080	0.860	10.09.2020	14.08.2021	31.01.2022	Work Order issued on 10.09.2020 Physical Progress: 80% -- Out of 120 Benches, installation of 100 Benches completed. -- Children equipment & Other Amenities installation is under progress
22	Development of SS Circle (Ward No.19), Tumakuru	0.752	0.752	0.590				L&A issued on 03.11.2020 Land issue yet to be cleared.
23	Procurement and Installation of Furniture for PU College Including Additional Classroom, Tumakuru	1.000	1.000	1.000	04.02.2021	03.04.2021	31.12.2021	Work order issued on 04.12.2020 Work in progress The work order cost is Rs. 0.554 Cr. However as per GMS, initial days of period it was estimated that the work order cost should be equal to GCM Tumakuru Pattern. However, the work order cost is included with GCM Funding Pattern. Hence, Rs.1.000 Cr is reflected in GMS & MIS now
24	Filling of Hemavathi water from Gangasandra tank to the blue tank	16.05	11.00	11.00	23.12.2020	22.11.2021	31.03.2021	Work order issued on 23.12.2020 Physical Progress: 30% Housing chamber 4th fill wall concrete completed 100mm dia Pipe line laying work 80m completed and balance is in progress
25	Development of Model Anganwadi Centres at Bhatir & Other locations in Tumakuru - Phase II	1.360	1.360	1.380	29.02.2021	22.09.2021	31.01.2022	Work order issued on 29.02.2021 Physical progress: 75% Work in 4 locations, 3 locations are completed in Dibbar location - Block work is in progress
26	Development of Steel vending zones at Kalihurpur road near SS circle, Tumakuru - Phase II	0.830	0.830	0.64	29.02.2021	05.08.2021	31.01.2022	Work order issued on 09.02.2021 Construction of collapsed due to rain compound wall completed. Physical Progress: 40% Compound wall plastering completed Earth work for electrical cable is completed. Downing of storm water drain and re-laying and re-sloping of drain cover slab completed. Fabrication of 12nos Kiosk completed Installation of Kiosk yet to start Delay due to Covid-19, Construction of Collapsed compound wall
27	Interior improvement in DL Office Circle in Tumakuru	1.78	1.45	1.45	25.01.2021	24.05.2021	15.02.2022	Work order issued on 12.01.2021 Finishing works in progress
28	Construction of Vending Zones at Manyamma Nagar, Tumakuru	2.590	2.590	2.05	02.02.2021	05.08.2021	31-01-2022	Work order issued on 09.02.2021 Physical Progress: 50% Footing, Pedestal and plinth basin concrete work completed. Bulk filling work completed Assembly of LGSPS section is in progress. erection of LGSPS section yet to start. Delay due to Covid-19, work stopped due by the local residents
29	Construction of Vending Zones at Jaya Nagar Bus Stop, Shitaloli, Tumakuru	1.010	1.010	0.895	09.12.2021	08.08.2021	31.01.2022	Work order issued on 09.02.2021 Physical Progress: 45% Earth work completed for boundary SSM is completed Bulk filling work completed Earth work completed Preparation for MS structure work completed Fabrication work is in progress. Bulk side wall construction completed
30	Construction of Vending Zones at Daota Ghat, Chelambur, Tumakuru	2.700	1.390	87	09.02.2021	30.01.2021	31-01-2022	Delay due to Covid-19, Shortage of construction materials Work order issued on 09.02.2021 Physical Progress: 45% Compound wall block work completed. GSIW for platform work completed erection of compound wall is in progress erection for LGSPS being completed Tensile fabric fabrication work completed erection of 1 nos to Plinth yet to start
31	Construction of 12 nos bus shelter at 12 nos bus stop, Tumakuru	2.150	1.860	1.464	09.03.2021	17.08.2021	29-02-2022	Work order issued on 09.03.2021 Physical Progress: 75% 7 Nos bus shelter upto plinth beam completed erection of MS structure work and finishing works are in progress Delay due to covid-19

32	Storm Water Drains - Construction of Diversion Drain for Sewage/Sullage water entering at northern Side of Amankern	5.00	4.99	4.230	04.06.2021	14.10.2021	31.01.2022	Work order issued on 04.06.2021 Physical Progress : 50% - 0.000 to 0.450 km out of 0.985 km drain work completed. - Remaining drain work is in progress
33	Solid Waste Management - Construction of Land fill at Ajgedanahelli Dumping site	3.48	3.48	3.490	04.06.2021	14.10.2021	31.01.2022	Work order issued on 04.06.2021 Physical Progress : 50% Excavation & Embankment work is in progress.
34	Development of Fitness Theme Park at Kesaha (Work no - 3)	0.78	0.78	0.850	05.05.2021	04.09.2021	15.02.2022	Work Order issued on 05.05.2021 Finishing works in progress
35	Procure, Supply, Install & Commissioning of Furniture works to Multifunctional Auditorium at Empress Girls High School & PU College, Tumkur	1.28	1.28	1.040	05.09.2021	20.10.2021	28.02.2022	Supply Order issued on 05.09.2020 Physical Progress : 90% Installation lab furnitures Work in progress
36	Solid Waste Management - Remediation of open dump and cycling of space at Ajgedanahelli dumping site - Bio Mining	2.40	4.97	4.97	30.12.2021	31.10.2023	31.10.2023	Work order issued on 30.12.2021
Total		641.36	611.78	555.62				

III. Tendering Stage

Sl. No.	Name of the work	SCP Cost	Approved DPR Amount (Rs. In Cr)	Amount put to bid	Tender Date	Last Date of Bid Submission	No. of tender calls	Present Status
NIL								
Total								

IV. DPR/FR Stage

Sl. No.	Name of the work	SCP Cost	DPR/Estimated Cost (Rs. In Cr)	Approved DPR Amount (Rs. In Cr)	Expected Tender Date	Expected Last Date of Bid Submission		Present Status
NIL								
Total								
Grand TOTAL SCM		1062.84	1033.99	928.32				

PUBLIC-PRIVATE PARTNERSHIP (PPP) Project

I. Completed Projects

Sl. No.	Name of the work	SCP Cost	Work Order Cost	Work Order date	Date of Completion as per contract	Actual date of Completion	No EoTs obtained	Present Status
1	Street-lighting control system	40.00	74.75	06.01.2020	05.05.2020	20.12.2021	-	Work Completed. CoD declared by ICEA
2	Piped Natural Gas Supply	90.00	100.00	16.01.2015	15.01.2021	28.01.2022	-	PPP project taken up by GAIL Scope of Work includes 1800 inch dia. of pipeline to be laid by the completion date & it also includes 32000 Domestic PNG connections at Tumkur. Out of 32000 domestic PNG connections 21000 PNG connections are given. Excavation work for laying of Pipes for supply of Natural Gas is completed in ABD Area and gas connections also provided to consumers those who requested for installation. MEIL has confirmed work is completed in ABD Area of Smart City limits vide under letter ref no. MEIL/2022/Jar/SC/ABD/001 Dated. 28.01.2022.
Total		130.00	174.75					

II. Ongoing Satge

Sl. No.	Name of the work	SCP Cost	Work Order Cost	Work Order date	Date of Completion as per contract	Probable date of Completion	No EoTs obtained	Present Status
1	Roof Top Solar Panels - Govt. Buildings & Institutions	54.56	9.23	27.01.2021	26.01.2023	26.01.2023	-	Stage 1 - 16 building identified. Project cost Rs. 5.50 crores. Work order issued on 27.01.2021 Installation completed in 3 Buildings, Work in progress in 3 buildings
2	Multi utility shed with multi level car parking	22.80	09.00	01.09.2021				Work issued on 01.09.2021
3	Development of Smart Bus Station (BRT System)	3.70	5.00	16.10.2021				LoA issued on 30.11.2021
4	Public Bicycle Sharing	2.00	2.25	05.07.2021	05.09.2021			Work order issued on 05.11.2021 Survey and feasibility work completed.

25	Junction Improvement at Callex Circle in Tumakuru City	Completed	0.46				Work Completed
26	Junction Improvement at Sri Siddhartha Institute in Tumakuru City	Completed	0.6				Work Completed
27	Junction Improvement at Gubbi Gate Circle in Tumakuru City	Completed	0.67				Work Completed
28	Development of Park in Ward No-30 in Sapthagiri Extension in Tumakuru City	Completed	0.49				Work Completed
29	Development of Park in Ward No-11 at Melakote Near BESCOM Power Station in Tumakuru City	Completed	1				Work Completed
30	Development of Park in Ward No-08 KHB Colony, Thunk Park Police Station Backside in Tumakuru City	Completed	0.3				Work Completed
31	Providing Covering Slab, Dewatering and protection to valuable reaches in Bhanushankari and G.C.R Colony, Tumakuru City	Completed	2.5				Work Completed
32	Development of Park in Ward No-32 Jayanagar East in Tumakuru City	Completed	0.7				Work Completed
33	Improvements to water supply scheme in Tumakuru City under AMRUT - 4 DMA's and infra works	Completed	42.94				Work Completed
34	Improvements of UGD Scheme in Tumakuru City under AMRUT - Rejuvenation works	Completed	42.12				Work Completed
35	Construction of Footpath from KEB office to DC Office via Amanikere in Tumakuru City	Completed	1.03				Work Completed
36	Construction of Cycle Track from KEB office to DC Office via Amanikere in Tumakuru City	Completed	1.06				Work Completed
37	Development of Cycle Track and Footpath from Sri Shivalakumar Swamiji Circle to DC office along Bangalore-Bonnavar Road via Amanikere Lake in Tumakuru City	Completed	1.7				Work Completed
38	Development of Cycle Track and Footpath from Callex Circle to Marakuru Lake Circle via Siddhartha Institute along Tumakuru-Kunigal Road in Tumakuru City	Completed	2.28				Work Completed
39	Construction of Path on the 60 Feet road and Basketball main road and the road connecting Nalanda Compound road and upper shell main road	Completed	1.85				Work Completed
40	Development of footpath in D.Davare Urs Road in Tumakuru City	Completed	0.76				Work Completed
41	Piped Natural Gas Supply	Work In Progress	15.00				DPR project taken up by GAIL. Work Completed
Total			949.61				

II. Ongoing Stage

Sl. No	Name of the work	Milestone	Convergence Cost (Rs Cr)					Status
1	Construction of 25 MLD Capacity Sewage Treatment Plant of Sequential Batch Reactor (SBR) Technology in Tumakuru city	Work In Progress	28.50					Work In progress
2	Cycle & Change in Tumakuru City	Work In Progress	2.41					Work order issued on 08.02.2021
Total			30.91					

III. Tendering Stage

Sl. No	Name of the work	Milestone	DPR Cost (Rs Cr)					
NIL								
Total								

IV. DPR/FR Stage

Sl. No	Name of the work	Milestone	DPR Cost (Rs Cr)					
NIL								
Total			0.00					
Grand Total Convergence			980.52					

Bengaluru Smart City Limited

SCM Project

Rs. In Cr

I. Completed Projects

Sl. No.	Name of the Project	SCP Cost	WO Cost	Revised Cost (In Crore)	Work Order date	Date of Completion as per contract	Actual Date of Completion	Project Status
1	KAR-BEN-067 LED Lighting for Vidhan Soudha, Vikas Soudha, MS Building and VV Towers	2.05	1.90	1.90	27.05.2020	26.08.2020	26.08.2020	Work Completed
2	KAR-BEN-076 COVID-19 related Infrastructure works by Health and Family Welfare Department	1.86	1.86	1.86	23.10.2020	23.11.2020	23.11.2020	Work Completed
3	KAR-BEN-077 Provision of High Flow Nasal Cannula (HFNC) by Directorate of Medical Education	4.80	4.80	4.80	27.10.2020	11.11.2020	11.11.2020	Work Completed
4	KAR-BEN-078 Provision of Medical Equipment to Rajiv Gandhi Chest Diseases	0.80	0.68	0.68	18.11.2020	01.03.2021	01.03.2021	Work Completed
5	KAR-BEN-071 Digital Health Infrastructure for BBMP and Bengaluru Urban District	11.70	10.00	10.83	22.01.2021	13.08.2021	13.08.2021	Work Completed
6	KAR-BEN-084 Provision of Medical Equipments to BMCRI	9.24	9.24	9.24	29.01.2021	28.02.2021	17.09.2021	Work Completed
7	KAR-BEN-072 Provision of Medical Equipments to Institute of Gastroenterology Sciences and Organ Transplant	4.90	4.90	4.90	29.01.2021	28.02.2021	01.12.2021	Work Completed
	Total	35.35	33.38	34.21				

II. On Going Stage

Sl. No.	Name of the work	SCP Cost	WO Cost	Revised Cost (In Crore)	Work Order date	Date of Completion as per contract	Probable Date of Completion	Project Status
1	KAR-BEN-046 Revitalization of historic heart of the city - Smart Tender SURE Roads Phase A Package 1	35.31	35.56	35.93	01.03.2019	31.05.2020	26.02.2022	1. Commercial Street-From Kamraj Road to Jinnah Masjid Road (Near Bowring Hospital) - Work Completed 2. Kamraj Road from M G Road upto Commercial Street and upto St. Johns Church Road - Work is in Progress
2	KAR-BEN-047 Revitalization of historic heart of the city - Smart Tender SURE Roads Phase A Package 2	29.27	29.21	29.27	27.02.2019	26.02.2020	10.01.2022	1. Ulsoor Road from Dickenson Road to Kensington Road - Work Completed 2. Dickenson Road from M G Road to Kamraj Road - Work Completed
3	KAR-BEN-048 Revitalization of historic heart of the city - Smart Tender SURE Roads Phase A Package 3	49.23	53.44	53.26	27.02.2019	26.05.2020	20.01.2022	1. Infantry Road from Ali Askar Road to Safina Plaza complex (Main Guard Cross Road) - Work Completed 2. Central Street from M G Road to Shivajinagar Bus Stand (TFMC) and upto Indian Express (Balakundri) Junction - Work Completed 3. Bowring Hospital Road from Main Guard Cross Road to HSIS Gosha Hospital - Work Completed
4	KAR-BEN-049 Revitalization of historic heart of the city - Smart Tender SURE Roads Phase A Package 4	37.04	39.73	39.98	05.03.2019	04.06.2020	30.03.2022	1. Millers Road from Chalukya Circle to Cantonment via Queens Road - Work is in Progress 2. Raj Bhavan Road from Minsk Square to Basaveshwara Circle - Work Completed
5	KAR-BEN-050 Revitalization of historic heart of the city - Smart Tender SURE Roads Phase A Package 5	29.01	29.77	29.78	01.03.2019	29.02.2020	31.12.2021	1. McGrath Road from Brigade Road up Richmond Road - Work Completed 2. Convent Road from Richmond Road to Residency Road - Work Completed 3. Hayes Road from Richmond Road to Residency Road - Work Completed 4. Wood Street from Museum Road to Richmond Road - Work Completed 5. Castle Street from Museum Road to Richmond Road - Work Completed 6. Torr Lane - From Richmond road to Castle street - Work Completed
6	KAR-BEN-051 Revitalization of historic heart of the city - Smart Tender SURE Roads Phase A Package 6	41.38	45.61	45.75	01.03.2019	31.05.2020	20.01.2022	1. Kasturba Road from Siddalingiah Circle to Minsk Square via Queens Statue (M G Road) - Work Completed 2. Queens Road from M G Road to Cantonment Railway Station - Work Completed

7	KAR-BEN-052 Revitalization of historic heart of the city - Smart Tender SURE Roads Phase A Package 7	36.80	39.67	39.97	01.03.2019	30.06.2020	21.12.2021	1. Raja Ram Mohan Roy Road from Richmond Circle to Hudson Circle - Work Completed 2. Lavelle Road from M.G.Road to Richmond Circle - Work Completed. 3. Brigade Road from M.G.Road to War Memorial Junction - Work Completed.
8	KAR-BEN-053 Revitalization of historic heart of the city - Smart Tender SURE Roads Phase A Package 1	40.22	40.22	44.29	22.07.2019	21.10.2020	29.03.2022	1. St John's Road - from Kensington Road to St John's Church Road - Work is in Progress. 2. St John's Church Road (New Habasbaaz Bazar Road to Promenade Road) - Work is in Progress.
9	KAR-BEN-054 Revitalization of historic heart of the city - Smart Tender SURE Roads Phase B Package 2	41.67	39.39	43.42	07.08.2019	06.11.2020	31.03.2022	1. Miller's Road Extension (from Miller's Road Underpass to Haines Circle) - Work is in Progress 2. Cantonment Road (from Millers Road to Queens Road) - Work is in Progress 3. H.K.P Road (from Queens Road to Russel Market) - Work is in Progress
10	KAR-BEN-055 Revitalization of historic heart of the city - Smart Tender SURE Roads Phase B Package 3	16.22	15.36	16.04	20.07.2019	19.10.2020	31.03.2022	1. Jumma Masjid Road - from Bowling Hospital Road to Russel Market - Work Completed. 2. Chaudh Chowk Road - from H.K.P Road to Shivaji Road - Work Completed
11	KAR-BEN-056 Revitalization of historic heart of the city - Smart Tender SURE Roads Phase B Package 4	24.10	26.79	29.37	07.09.2019	06.11.2019	31.10.2021	1. Sethu Rao Road (from Mysore Road Junction to G. P. Road) - Work Dropped due to Work Front 2. Sethu Rao Cross Road (from Iyengar Road to Sethu Rao Road) - Work Dropped due to Work Front 3. NR Road (from SJP Road Junction to Cutchery Road) - Work Dropped due to Work Front 4. SJP Road (from KR Marker Circle to NR Road Junction) - Work Dropped due to Work Front
12	KAR-BEN-057 Revitalization of historic heart of the city - Smart Tender SURE Roads Phase B Package 5	46.80	44.47	48.92	22.07.2019	21.10.2020	30.04.2022	1. Race Course Road (from Palace Road to Hare Krishna Road) - Work Completed 2. Rajbhawan Road (from Millers Road Intersection to Ali Asker Road Intersection) - Work Completed 3. Palace Road (from Millers Road Intersection to Basaveshwara Circle) - Work Completed
13	KAR-BEN-058 Revitalization of Historic heart of the city - Smart Tender SURE Roads Phase B Package 6	25.26	24.90	27.30	19.08.2019	18.11.2020	30.03.2022	1. Avenue Road - from Mysore Bank Circle to SJP Road - Work is in Progress 2. Rhinius Street - from General KS Thimmayya Road to Langford Road - Work is in Progress
14	KAR-BEN-023 Integrated mobility towards creating vibrant destination Shivajinagar Bus Terminal Redevelopment (Terminus + Parking Structure + Subway)	3.82	2.86	3.82	23.03.2020	22.09.2020	28.06.2021	Work is in Progress
15	KAR-BEN-425 Protection and Redevelopment of a Botanically Varied Parkland - Cubbon Park Phase A	16.73	17.56	22.73	21.03.2020	22.01.2021	03.12.2021	Work is in Progress
16	KAR-BEN-065 Protection and Redevelopment of a Botanically Varied Parkland - Cubbon Park Phase B	20.00	17.79	20.88	20.07.2020	19.04.2021	31.12.2021	Work is in Progress
17	KAR-BEN-053 Setting up Auditorium block & Geological Fock Garden at Jawahar Lal Nehru Planetarium	32.50	31.19	34.65	23.11.2020	22.05.2022	22.05.2022	Work is in Progress
18	KAR-BEN-052 Integrated Mobility Hub and Junction Improvement at KR Market	20.60	19.17	21.50	14.12.2020	13.9.2021	30.03.2022	Work is in Progress
19	KAR-BEN-073 Civil Works at Bengaluru Medical College and Research Institute	11.90	10.65	11.73	20.1.2021	19.05.2021	31.03.2022	Work is in Progress
20	KAR-BEN-074 Provision of Medical Equipments to Rajawade Memorial Institute of Technology	6.95	5.81	6.07	22.10.2020	30.05.2021	21.07.2021	Work is in Progress
21	KAR-BEN-069 Completion of Mini Auditorium, Additional work and Interior work for Department of Women and Child Welfare	6.56	3.81	4.98	03-02-2021	02.08.2021	30.09.2021	Work is in Progress (Nirmathi Kendra)

23	KAR-BEN-079 Redevelopment of historic economic Centres - Meat Market, Adjacent to KR Market	16.00	15.50	18.89	30.01.2021	29.12.2021	29.12.2021	Work is in Progress
24	KAR-BEN-024 Redevelopment of historic economic Centres - KR Market	33.00	33.00	38.83	03.02.2021	02.01.2022	30.06.2022	Work is in Progress
25	KAR-BEN-093 Construction of Day Care Centre (Creche) at MS Building	0.50	0.50	0.53	02.02.2021	01.03.2021	30.06.2021	Work is in Progress
26	KAR-BEN-001 New Works for the Institutes of the Department of Women and Child Welfare	2.80	2.46	3.28	4.03.2021	04.09.2021	28.02.2022	Work is in Progress
27	KAR-BEN-066 Proposal for operation of electric buses feeder service to Namma Metra by BMTCC - Fleet Procurement	50.00	50.00	50.00	05.02.2021	04.02.2022	04.02.2022	Work is in Progress
28	KAR-BEN-041 ICCC - (Integrated Command and Control Center)	113.44	95.99	118.99	24.03.2021	23.11.2021	23.11.2021	Work is in Progress
29	KAR-BEN-088 Digital Class Rooms for BBMP Schools and Colleges	6.00	6.00	6.00	12.10.2021	12.10.2021		Work is in Progress
30	KAR-BEN-090 Providing Smart Traffic Solutions to Bengaluru Traffic Police at ABD area	7.50	7.50	7.50	07.10.2021	07.10.2021		Work is in Progress
31	Provision of Medical Equipments to Vanivilas Hospital	17.43	18.40	18.40	24.12.2021	23.01.2022		Work is in Progress
Total		824.14	805.34	875.43				

III. Tendering Stage

Sl. No.	Name of the work	SCP Cost	Tender Cost	Revised cost	Tender Date	Last Date for Submission	No of Tenders Call	Project Status
NIL								
Total		0.00	0.00	0.00				

III. DPR/ER Stage

Sl. No.	Name of the work	SCP Cost	DPR Cost	REVISED COST	DPR approval date	Tentative Date of Tendering	Project Status	
NIL								
GRAND TOTAL SCM		859.49	838.72	909.64				

PUBLIC-PRIVATE PARTNERSHIP (PPP) Project

I. Completed Projects

Sl. No.	Name of the work	SCP Cost	WO Cost	Work Order date	Date of Completion as per contract	Actual Date of Completion	Project Status	
NIL								

II. Ongoing Stage

Sl. No.	Name of the work	SCP Cost	WO Cost	Work Order date	Last Date of Bid Submission	Probable date of completion	Project Status
Total		0.00	0.00				
Grand Total PPP		0.00	0.00				

Convergence Projects

I. Work Completed

Sl. No.	Name of the work	DPR Cost	Work Order Cost	Present Status
1	KAR-BEN-044 Improvement of Drains and Footpaths and asphaltting of 21 selected roads in peenya industrial area in Dasarhalli Constituency	26.34	26.34	Work Completed

II. Ongoing Stage


Sl. No.	Name of the work	DPR Cost	Work Order Cost	Present Status
1	KAR-BEN-045 Improvement of Drains Footpaths and asphaltting of 6 selected arterial and Sub arterial roads in Mahadevapura zone	11.45	11.45	Work in Progress
2	KAR-BEN-088 Development of KG Road and Malleshwari road under Tender SURE guidelines Tender SURE Roads taken up by BBMP. Work Progress shown under nonSCL.	28.5	28.13	Work in Progress

3	KAR-BEN-060 Development of Palace road under Tender SURE guidelines Tender SURE Roads taken up by EBMP. Work Progress shown under BenSCL.	26	25.91	Work In Progress
TOTAL		62.95	65.49	
III. Tenders Projects				
Sl. No.	Name of the work	DPR Cost	Work Order Cost	Present Status
Nil				
IV. DPR/ER Stage				
Sl. No.	Name of the work	DPR Cost	Work Order Cost	Present Status
Nil				
Grand Total convergence		89.29	91.83	
Grand Total		948.78	930.55	



*Atal Mission for Rejuvenation
and Urban Transformation*

Mission Statement & Guidelines



सत्यमेव जयते

**Ministry of Urban Development
Government of India**

June 2015

Atal Mission for Rejuvenation and Urban Transformation (AMRUT)

Mission Statement & Guidelines



**Government of India
Ministry of Urban Development
(June, 2015)**

Contents

1.	Thrust areas	6
2.	Coverage	6
3.	Mission Components	6
4.	Fund Allocation	8
5.	Components to be Funded	10
6.	Preparation of Service Level Improvement Plans (SLIPs)	11
7.	State Annual Action Plan (SAAP)	13
8.	Execution	15
9.	Release of funds	17
10.	Programme Management Structure	19
11.	Appraisal of DPRs for projects	22
12.	Urban Reforms	24
13.	Capacity building	24
14.	Monitoring of projects	25
15.	District Level Review and Monitoring Committee (DLRMC)	25
16.	Audit and litigation matters	26
17.	Incomplete projects of JnNURM	26
Annexures		
	Annexure 1: Reforms Milestones and Timelines for AMRUT Cities	29
	Annexure 2: Format of State Annual Action Plan	31
	Annexure 3: List of Smart Solutions Developed by C-DAC	59
	Annexure 4: Score Card for Cities/States	60
	Annexure 5: Utilization Certificate Format (City Wise)	61
	Annexure 6: Project Funds Request	62
	Annexure 7: Annual Capacity Building Plan	65
	Annexure 8: Scope of End-to-End Support	74

Atal Mission for Rejuvenation and Urban Transformation (AMRUT)

Providing basic services (e.g. water supply, sewerage, urban transport) to households and build amenities in cities which will improve the quality of life for all, especially the poor and the disadvantaged is a national priority. An estimate of the funds required over a 20 year period, at 2009-10 prices, was made by the High Powered Expert Committee (HPEC) during 2011. The Committee estimated that Rs. 39.2 lakh crore was required for creation of urban infrastructure, including Rs. 17.3 lakh crore for urban roads and Rs. 8 lakh crore for services, such as water supply, sewerage, solid waste management and storm water drains. Moreover, the requirement for Operation and Maintenance (O&M) was separately estimated to be Rs. 19.9 lakh crore.

Learnings from the earlier Mission have shown that infrastructure creation should have a direct impact on the real needs of people, such as providing taps and toilet connections to all households. This means that the focus should be on infrastructure creation that has a direct link to provision of better services to people and this was explicitly stated by the President of India in his speeches to the Joint Sessions of the Parliament on 9 June, 2014 and 23 February, 2015.

Therefore, the purpose of Atal Mission for Rejuvenation and Urban Transformation (AMRUT) is to (i) ensure that every household has access to a tap with assured supply of water and a sewerage connection; (ii) increase the amenity value of cities by developing greenery and well maintained open spaces (e.g. parks); and (iii) reduce pollution by switching to public transport or constructing facilities for non-motorized transport (e.g. walking and cycling). All these outcomes are valued by citizens, particularly women, and indicators and standards have been prescribed by the Ministry of Urban Development (MoUD) in the form of Service Level Benchmarks (SLBs).

However, the pursuit of better outcomes will not stop with the provision of taps and sewerage connections to all (universal coverage). Other benchmarks will be targeted following a step-by-step process after achieving the benchmark of universal coverage. Such a gradual process of achieving benchmarks is called “**incrementalism**”. This does not mean that other SLBs are less important, but that in the incremental process SLBs are achieved gradually according to National Priorities. In the case of urban transport the benchmark will be to reduce pollution in cities while construction and maintenance of storm water drains is expected to reduce, and ultimately eliminate, flooding in cities, thereby making cities resilient.

Earlier, the MoUD used to give project-by-project sanctions. In the AMRUT this has been replaced by approval of the State Annual Action Plan once a year by the MoUD and the States have to give project sanctions and approval at their end. In this way, the AMRUT makes States equal partners in planning and implementation of projects, thus actualizing the spirit of **cooperative federalism**.

A sound institutional structure is the foundation to make Missions successful. Therefore, Capacity Building and a set of Reforms have been included in the Mission. Reforms will lead to

improvement in service delivery, mobilization of resources and making municipal functioning more transparent and functionaries more accountable, while Capacity Building will empower municipal functionaries and lead to timely completion of projects.

1. Thrust areas

1.1 The Mission will focus on the following Thrust Areas:

- i. water supply,
- ii. sewerage facilities and septage management,
- iii. storm water drains to reduce flooding,
- iv. pedestrian, non-motorized and public transport facilities, parking spaces, and
- v. enhancing amenity value of cities by creating and upgrading green spaces, parks and recreation centers, especially for children.

2. Coverage

2.1 Five hundred cities will be taken up under AMRUT. The list of cities will be notified at an appropriate time. The category of cities that will be covered in the AMRUT is given below:

- i. All Cities and Towns with a population of over one lakh with notified Municipalities, including Cantonment Boards (Civilian areas),
- ii. All Capital Cities/Towns of States/ UTs, not covered in 2.1(i),
- iii. All Cities/ Towns classified as Heritage Cities by MoUD under the HRIDAY Scheme,
- iv. Thirteen Cities and Towns on the stem of the main rivers with a population above 75,000 and less than 1 lakh, and
- v. Ten Cities from hill states, islands and tourist destinations (not more than one from each State).

3. Mission Components

3.1 The components of the AMRUT consist of capacity building, reform implementation, water supply, sewerage and septage management, storm water drainage, urban transport and development of green spaces and parks. During the process of planning, the Urban Local Bodies (ULBs) will strive to include some smart features in the physical infrastructure components. The details of the Mission components are given below.

3.1.1 Water Supply

- i. Water supply systems including augmentation of existing water supply, water treatment plants and universal metering.
- ii. Rehabilitation of old water supply systems, including treatment plants.
- iii. Rejuvenation of water bodies specifically for drinking water supply and recharging of ground water.

- iv. Special water supply arrangement for difficult areas, hill and coastal cities, including those having water quality problems (e.g. arsenic, fluoride)

3.1.2 Sewerage

- i. Decentralised, networked underground sewerage systems, including augmentation of existing sewerage systems and sewage treatment plants.
- ii. Rehabilitation of old sewerage system and treatment plants.
- iii. Recycling of water for beneficial purposes and reuse of wastewater.

3.1.3 Septage

- i. Faecal Sludge Management- cleaning, transportation and treatment in a cost-effective manner.
- ii. Mechanical and biological cleaning of sewers and septic tanks and recovery of operational cost in full.

3.1.4 Storm Water Drainage

- i. Construction and improvement of drains and storm water drains in order to reduce and eliminate flooding.

3.1.5 Urban Transport

- i. Ferry vessels for inland waterways (excluding port/bay infrastructure) and buses.
- ii. Footpaths/walkways, sidewalks, foot over-bridges and facilities for non-motorised transport (e.g. bicycles).
- iii. Multi-level parking.
- iv. Bus Rapid Transit System (BRTS).

3.1.6 Green space and parks

- i. Development of green space and parks with special provision for child-friendly components.

3.1.7 Reforms management & support

- i. Support structures, activities and funding support for reform implementation.
- ii. Independent Reform monitoring agencies.

3.1.8 Capacity Building

- i. This has two components- individual and institutional capacity building.
- ii. The capacity building will not be limited to the Mission Cities, but will be extended to other ULBs as well.
- iii. Continuation of the Comprehensive Capacity Building Programme (CCBP) after its realignment towards the new Missions.

3.1.9 Indicative (not exhaustive) list of inadmissible components

- i. Purchase of land for projects or project related works,
- ii. Staff salaries of both the State Governments/ULBs,
- iii. Power,
- iv. Telecom,
- v. Health,
- vi. Education, and
- vii. Wage employment programme and staff component.

4. Fund Allocation

4.1 The total outlay for AMRUT is Rs. 50,000 crore for five years from FY 2015-16 to FY 2019-20 and the Mission will be operated as a Centrally Sponsored Scheme. The AMRUT may be continued thereafter in the light of an evaluation done by the MoUD and incorporating learnings in the Mission. The Mission funds will consist of the following four parts:

- i. Project fund - 80% of the annual budgetary allocation.
- ii. Incentive for Reforms - 10% of the annual budgetary allocation.
- iii. State funds for Administrative & Office Expenses (A&OE) - 8% of the annual budgetary allocation
- iv. MoUD funds for Administrative & Office Expenses (A&OE) - 2% of the annual budgetary allocation

However, for FY 2015-16 the project fund would be 90% of the annual budgetary allocation as incentive for Reforms will be given only from FY 2016-17 onwards. The Mission funds would be allocated to States/UTs based on the following principles.

4.2 Project Fund

The project fund will be divided among States/UTs at the beginning of each year. An equitable formula will be used to distribute the annual budgetary allocation in which equal (50:50) weightage is given to the urban population of each State/UT (Census 2011) and the number of statutory towns in the State/UT. As the number of statutory towns are notified by States/UTs and will change during the Mission period, the formula will take into account changes in this number every year. The amount of project fund allocated will be informed to the States/UTs at the appropriate time. The Central Assistance (CA) for the projects will be in three instalments of 20:40:40 of the approved cost (Refer para 9).

4.3 Incentive for Reform

One purpose of the Mission is to improve governance through a set of Reforms. During the Mission period, 11 Reforms will be implemented. The list is given in Annexure 1. The following principles will govern the grant of incentives to States.

- i. Past experience shows that projects get delayed if release of project funds is linked to non-completion of Reforms. Therefore, the AMRUT shifts from penalization to

incentivization. Ten percent of the annual budget allocation shall be kept apart and given to the States/UTs every year as incentive for achievement of Reforms. The Mission will give incentives for the previous year at the start of the succeeding Financial Year (FY). The States/UTs shall do the self-assessment in the prescribed procedure given in Table 5.5 of Annexure 2. The National Mission Directorate, on receipt of the self-assessment, will announce the award of incentive to the States.

- ii. The incentive fund is an additionality that will be provided by the MoUD and no matching funds will be required to be given by the State/ULB.
- iii. The State High Power Steering Committee (SHPSC) will decide the use of the incentive amount. The incentive award will only be used in Mission cities on admissible components of the AMRUT, including new projects. The SHPSC will inform the MoUD of the use of incentive funds on projects.
- iv. The incentive cannot be used as the State share in project in the AMRUT, but can be used by the ULBs for their project funding.
- v. Unutilised funds for Reform incentives will be transferred to Project Fund every year.

4.4 **State Fund (Administrative & Office Expenses)**

- i. The funds will be allocated to all States/UTs on the equitable formula given in para 4.2.
- ii. The use of these funds will be recommended by the SHPSC and will form a part of the State Annual Action Plan (SAAP).
- iii. This fund will be utilised for capacity building programmes and will not be used for purchase of vehicles, construction and maintenance of buildings, creation of posts, payment of salary and purchase of furniture and fixtures, etc.
- iv. Hiring of professionals and support teams on contract to support the implementation of Mission at all levels will be permissible as set out in the guidelines and after following fair and transparent procedures.
- v. The funds for capacity building will be released in similar instalments as given for project funds above.
- vi. Taking up activities connected to E-Municipality as a Service (E-MAAS).
- vii. Displaying the logo and tagline of AMRUT prominently on all projects.
- viii. Institutional arrangements that support Mission implementation will be eligible to be funded from this fund, including ongoing Comprehensive Capacity Building Programme (CCBP) and Independent Review & Monitoring Agencies (IRMA).

4.5 **MoUD Fund (Administrative & Office Expenses)**

- i. The fund will be utilized at the National Mission Directorate level (including the Urban Transport Division) for capacity building, Mission Directorate, convening National & regional workshops, giving awards and recognition of best practices, up-scaling and replication of best practices and smart solutions, commissioning of research

and applied studies through, say, Centres of Excellence and other institutions and international cooperation for capacity building and technology development.

- ii. Taking up activities connected to E-MAAS.
- iii. The Apex Committee will decide on the use of these funds for any other purpose.

5. Components to be Funded

5.1 The funding pattern of projects indicating the share of Central Government/State Government/ULBs/private sector is given below.

S.No.	Components	Funding Pattern
1.	Water Supply: <ul style="list-style-type: none"> • New, augmentation and rehabilitation of water supply system, • Rejuvenation of water bodies for water supply and recharge of ground water. • Special arrangements for difficult areas, hills and coastal cities. 	<ul style="list-style-type: none"> • One-third of the project cost as grant from Gol for cities with a population of above 10 lakh. • One-half of the project cost as grant for cities/towns with population up to 10 lakh. • Balance funding by State Governments / ULBs or through private investment. <p>The tender will include O & M for five years based on user charges. For the purpose of calculation of the project cost, the O&M cost will be excluded; however, the States/ULBs will fund the O&M through an appropriate cost recovery mechanism in order to make them self-reliant and cost-effective.</p> <p>The SLIPs (refer para 6) will first provide for provision of water and sewerage connections to all households.</p>
2.	Sewerage: <ul style="list-style-type: none"> • New, augmentation and rehabilitation of sewerage systems and treatment plants. • Recycling water for beneficial purposes and • Reuse of waste water. 	
3.	Septage: <ul style="list-style-type: none"> • Faecal sludge management – (cleaning, transporting and treatment), particularly mechanical & biological cleaning of septic tanks and sewers. 	
4.	Storm water drains: <ul style="list-style-type: none"> • Construction & improvement of drains and storm water drains 	
5.	Urban transport: <ul style="list-style-type: none"> • Sidewalks, foot over bridges, non-motorized transport, buses, BRTS, multi-level parking, waterways and ferry vessels. 	

6.	<ul style="list-style-type: none"> Development of green spaces and parks with special provision for child-friendly components. For parks, ULBs will have to establish a system for maintenance with local resident participation. 	One-half of the project cost by Gol and the total expenditure on these projects will not exceed 2.5% of the State Annual Action Plan (SAAP).
7.	<ul style="list-style-type: none"> Capacity Building and Reforms support 	Full (100%) by Gol, based on existing norms and unit costs set by the Apex Committee.
8.	<ul style="list-style-type: none"> A&OE (PMU/PIU/DPR cost, etc.) 	

6 Preparation of Service Level Improvement Plans (SLIPs)

- 6.1 The primary purpose is to cover all households with water supply and sewerage (including septage). For this the Service Level Improvement Plan (SLIP), as given in part 2 of Annexure 2, has to be prepared by each ULB and the strategic steps are given below.
- 6.2 **Assess the service level gap:** The AMRUT builds on the available data, information and plans on water supply and sewerage with the States/ULBs. If we take the zone as the basic unit to assess existing levels of coverage of water supply and sewerage, the number of households in the zone having water tap/sewerage connections and those not having these facilities will be taken from the Census (2011) or the baseline survey done by the MoUD¹ (No new baseline survey is envisaged and the State/ULB should accept /endorse the earlier baseline). The zone-wise gaps will be added to arrive at the service level gap in water supply and sewerage in the ULB.
- 6.3 **Bridge the gap:** Once the gap between the existing number of households having water and sewerage/septage connections against the total number of households is computed, plans will be prepared to bridge the gap by using one or more of the components set out in para 3 under the heads of water supply and sewerage/septage. All households in a zone will be covered and this exercise should be done separately for water supply and sewerage and will be a part of the SLIP (Table 2.1; Annexure 2).
- 6.4 **Examine alternatives:** The ULBs will have to examine alternatives available to them. For example, one State/ULB may require addressing gaps in distribution. Another State/ULB may require a common grid connecting many localities to a distant water source. In sewerage, some States/ULBs may choose a mix of centralised and decentralised systems. A State/ULB with high urban densities may choose centralised network based systems. Moreover, considering the cost of sewerage network systems, some ULBs may opt for efficient septage management systems. Therefore, a one-size-fits-all approach will not work and alternatives should be generated in order to do more with less resources and do it in a way that the benefits reach the people in the form of taps and toilets.

¹ See Service Levels in Urban Water and Sanitation Sector (2012), Status Report (2010-11), MoUD, Government of India.

- 6.5 **Estimate the cost:** The cost (both capital and O&M) of each project will be prepared based on line (or abstract) estimates. An important output will be the **total requirement of funds for achieving universal coverage for water supply and sewerage (Master Plans)** for each ULB (see Table 2.1; Annexure 2) and the full State (see Table 3.1; Annexure 2). All relevant and appropriate technical and financial norms prescribed in the JnNURM will apply to the AMRUT Mission; no contingencies or cost escalation will be permissible and no incomplete or already started projects will be included.
- 6.6 **Prioritize:** The maximum amount the Central Government will give as project finance is given in para 5 above. If resources are available to achieve universal coverage in one year, then the ULB will propose the same. However, if sufficient resources are not available to achieve universal coverage in the ULB and the Mission has to be implemented in several years, the ULB will prioritize the zones to be taken up in the first, second, third, fourth and fifth year of the Mission. Universal coverage will start with water supply followed by sewerage in that order. Depending on availability of funds, universal coverage of water supply and sewerage can also be done together. After universal coverage is achieved, the State/ULBs will decide on the next priority – a ULB may decide to construct storm water drains or fund urban transport depending on whether the local priority is to reduce frequent flooding or reduce vehicle-induced pollution. All in all, universal coverage of water and sewerage is a National Priority and this is the first objective to be achieved by the States/ULBs.
- 6.7 However, as given in para 5 above, upto 2.5 percent of the annual allocation may be used to develop parks having child friendly features together with preparing guidelines to entrust park maintenance with funds and functionaries to the local interested stakeholders. This is also a Reform in the AMRUT.
- 6.8 **Out-of-box thinking:** There should be a 'decisive break with the past' during the preparation of the SLIPs by the ULBs. For example, instead of pumping water from long distances involving huge capital and electricity consumption costs, the States/ULBs should examine alternatives, such as **water recycling and reuse**. The benchmark is that at least 20 percent of the waste water generated in ULBs should be recycled and the norms for recycled water for non-potable uses have already been prescribed. Another way is to make the water system more efficient by reducing unaccounted water (non-revenue water) to less than 20 percent, which is also a part of the Reforms to be implemented by the States/ULBs and is supported in the AMRUT.
- 6.9 During design and preparation of technical estimate, low cost options will be given preference (frugal engineering) and Smart Solutions applied in order to reduce costs and make services better. A list of Smart Solutions developed by the Centre for Development of Advanced Computing (C-DAC) is given in Annexure 3.
- 6.10 **Conditionalities:** Non-availability of land or delayed availability was one of the key factors that had delayed projects in the earlier Mission. Another connected issue is obtaining clearances from other departments. **Therefore, in the AMRUT no projects should be included which do not have land available and no project work order should be issued if all clearances**

from all the departments have not been received by that time. Moreover, the cost of land purchase will be borne by the States/ULBs. Finally, the AMRUT funds should not be used to complete some components in the JnNURM which were shown in the Detailed Project Report submitted and approved by the MoUD. For example, if the main lines have been laid by using JnNURM grants and provision of taps was also a part of the project, but has not been provided by the ULB, then such left over portions are not eligible for funding in the AMRUT.

- 6.11 **Resilience:** Incorporation of resilience and securing projects against disasters will be done at the stage of preparation of the SLIP itself, particularly for the vulnerable and the poor, and at the project development stage where disaster-secure engineering and structural norms would be included in the design. This will be again ensured by the States/ULBs while preparing the SAAPs.
- 6.12 **Financing:** Financing of projects, including the O&M costs, is a key aspect of the SLIPs. For each option, the capital cost and O&M cost has to be estimated. Different sources of finance have to be identified. At the ULB level, the contribution from internal sources (e.g. taxes, fees, others), external sources (e.g. transfers from States, project fund from Central/State Governments, others) and possibilities of debt, bonds and others has to be assessed. The challenge is to motivate citizens to share the additional cost. One way is to take a loan for project funding for a locality and repay the loan through an increase in property taxes for, say, 10 years in that locality only. This is called Tax Increment Financing (TIF).
- 6.13 Dovetailing of funds through convergence with other Central and State Government Programs/ Schemes with the AMRUT is also another source of funding. At the stage of preparation of SLIP itself, cities must seek convergence with Smart Cities Mission, Swachh Bharat Mission (SBM), National Heritage City Development and Augmentation Yojana (HRIDAY), Digital India, Skill development, Namami Gange, Housing for All, etc.
- 6.14 **Reforms:** Implementation of Reforms is an important objective of the SLIP. The ULBs have to prepare a roadmap for Reforms which will be consolidated by the State Mission Director and included as part of the SAAP. Some Reforms require more funds than others. Assessment and collection of user charges, property tax, fee, and so on are examples of activities requiring hardly any additional funds. If funds are required to implement Reforms they can be accessed from, (i) the allowed components of the AMRUT, (ii) the State A&OE funds, or (iii) the Capacity Building for Urban Development (CBUD) program funded by the World Bank. All these should form part of the SAAP; however, duplication and redundancy should be avoided at the time of preparing the SLIP and the SAAP (Annexures 2 & 7).

7. State Annual Action Plan (SAAP)

- 7.1 The basic building block for the SAAP will be the SLIPs prepared by the ULBs. At the State level, the SLIPs of all Mission cities will be aggregated into the SAAP. Therefore, the SAAP is basically a State level service improvement plan indicating the year-wise improvements in water-supply and sewerage connections to households.

- 7.2 **Principles of Prioritization:** The States will decide on the inter-ULB allocation based on gap analysis and financial strength of ULBs and choose those ULBs in the first year that have higher gaps in provision of water supply and sewerage. The prioritization of ULBs for funding will be done after consultation with local MPs, Mayors and Commissioners of the concerned ULBs. Financially weaker ULBs can be financed to a greater extent. Urban Local Bodies with a high proportion of urban poor could receive a higher share. Moreover, the potential Smart cities will be given first preference because the Smart Cities Mission and the AMRUT are complementary. Based on prioritization by the States and resources available, the States will send the SAAP upto three times the Central Assistance (CA) allocated to the State during 2015-16 (because a project is likely to take three years for completion and the funding will be given in three instalments) and the outstanding CA of the previous year plus the annual allocation of the year in the subsequent years. As a result, different ULBs within a State may become entitled to different funding patterns, but the share of the Centre will be fixed as given in these Guidelines.
- 7.3 **Importance of O&M:** Experience with past programmes has shown that once projects are completed the ULBs pay little attention to the operation and maintenance of infrastructure assets created. Therefore, projects being proposed to the MoUD in the SAAP will include O&M for at least five years to be funded by way of levy of user charges or other revenue streams. However, for the purpose of calculation of the project cost, the O&M cost will be excluded and the States/ULBs will fund the O&M through an appropriate cost recovery mechanism in order to make them self-reliant and cost-effective.
- 7.4 **Financing of projects:** Financing is an important element of the SAAP. The table given in para 5 indicates the maximum share which will be given by the Central Government. The States/ULBs have to plan for the remaining resource generation at the time of preparation of the SAAP. The financial share of cities will vary across States. In some States, the ULBs may be in a position to contribute significantly to the project cost as compared to a ULB in another State. Accordingly, States have to decide during formulation of the SAAP how the residual financing (over and above Central Government share) is shared between the State, ULBs and any other source identified by the State/ULB (e.g. PPP, market borrowing). **However, the State contribution to the SAAP will not be less than 20 percent of the total project cost.**
- 7.5 Importantly, at the State level the SAAP should only contain those projects where complete project cost is completely linked with revenue sources. This will include dovetailing with other sectoral and financial programmes of the Centre and State Governments. A useful way is to create a Financial Intermediary, also a Reform in the AMRUT, in order to pool funds from all sources and release funds to ULBs in time. Such intermediaries will also be able to access external sources of finance, such as debt and bonds, which small and financially distressed ULBs are unable to access. The potential opened by the promulgation of Regulations by the SEBI for municipal bonds can be fully realized by such an intermediary. During the process of developing the SAAP, the States/UTs should explore the possibility of using Public Private

Partnerships (PPP), which should be the preferred execution model. The PPP should include appropriate Service Level Agreements (SLAs) with strong citizen feedback built into it. This will lead to the People Public Private Partnership (PPPP) model.

7.6 **Approval of SAAP:** The SAAP will be approved by the MoUD once a year according to the schedule given by the Apex Committee. The Apex Committee may revise the SAAP, approve with conditions or return it for rectification of gaps. The AMRUT will provide **project funds to ULBs through the States**. Some of the criteria to evaluate the SAAP by the MoUD are given below.

- i. How well has the State Government diagnosed service level gaps ?
- ii. How well has the State planned and financed capital expenditure ?
- iii. How well has the State moved towards achievement of universal coverage in water supply and sewerage/septage and thereafter other benchmarks in these two sectors and in urban transport and storm water drain construction ?
- iv. What is the expected level of the financial support from the Central Government and how well have State/ULB and other sources of finance been identified and accessed ?
- v. How fairly and equitably have the needs of the ULBs been given due consideration ?
- vi. Have adequate consultations with all stakeholders been done, including citizens, local MPs and other public representatives ?

8. Execution

8.1 **Projects will be executed by ULBs.** In case the ULBs do not have adequate capacity to handle projects, the State Government may recommend in SAAP, upon a Resolution passed by the ULB, for the execution of the projects by specialized parastatal agencies of the State or Central Governments. Such arrangements should necessarily be executed by way of a tripartite Memorandum of Understanding (MoU) amongst the State Government, the specialized Parastatal agencies and the concerned Municipality. In such a case, the capacity of the ULBs will be augmented through the capacity building component of the AMRUT. The maintenance and upkeep of the created assets will be the responsibility of the ULB and the State Government.

8.2 The MoUD will not give project-by-project approvals or technically sanction project DPRs; the States/UTs will be solely responsible for these activities. The MoUD has prepared comprehensive manuals and issued guidelines and advisories on solid waste management, sewerage, water supply, urban transport, etc. The State Level Technical Committee (SLTC) will ensure compliance with these technical documents. The flow chart given below gives the details of the complete process of planning, approval and implementation of the AMRUT.

Apex Committee allocates annual budget to States

The SHPSC gets city level Service Level Improvement Plans (SLIPs) prepared in order to provide water supply and sewerage connections to all in the city.

The SLIPs are aggregated to form the State Annual Action Plans (SAAP).

The Apex Committee appraises and approves the SAAP.

Execution begins.

The ULBs get the DPRs for identified projects approved by the SHPSC which are technically appraised by the SLTC.

Implementation begins after the detailed technical & financial appraisal of the DPRs.

- 8.3 Some of the factors identified for the slow implementation of projects are related to project design, process of tendering, cost escalation due to delays and delay in calling and settling tenders and difference in approved cost and cost shown in Detailed Project Reports (DPRs). In order to overcome these constraints, the States/ULBs should follow an approach in which end-to-end support for project design, development, implementation and management is provided to ULBs/States by external entities. Specifically, the assistance will be given for preparation of the SLIP, SAAP, DPR, etc. The external entities will be called Project Development and Management Consultants (PDMCs). A model Scope of work for providing end-to-end assistance by external entities is given at Annexure 8 and this will enable States/UTs to procure PDMCs. A model Request for Proposals (RFP) is also available in the Mission Toolkit.

9. Release of funds

- 9.1 The funds will be released in three instalments of 20:40:40. The funds will be kept in separate bank account by the implementing agency as was done in the earlier Mission. Immediately after announcement of the AMRUT, each Mission City will be given an advance of Rs. 25 lakh for preparation of SLIP/individual capacity building which will come from the ULB's share of the A&OE funds and will be adjusted in its share at the time of release of the first instalment.
- 9.2 The first instalment will be released immediately after approval of the SAAP by the Apex Committee. The second and third instalment will be released on receipt of (i) Score Card, (ii) Utilization Certificates, and (iii) Project Funds Request. The request formats given in Annexures 6.1 and 7.3 (capacity building progress) will be sent by the ULBs to the State Mission Directors. In turn, the State Mission Directors will consolidate these requests and send their reports in the formats given in Annexures 6.2 and 7.4 (capacity building progress) along with the Score Cards and the Utilization Certificates given in Annexures 4 and 5, respectively, to the MoUD.
- 9.3 These documents should show, (i) utilisation of 75% of the amount already released by the Centre and State according to the funding pattern given in para 5, (ii) utilization of the State/ULB/Private Sector shares, and (iii) meeting the service level milestones as assured in the roadmap contained in SAAP and certified in the report of the Independent Review And Monitoring Agency (IRMA). Importantly, release of the second and third instalments of CA will be subject to, (a) mobilizing the assured resources as given in the SAAP by the States/UTs, and (b) any other conditions imposed by the SHPSC and the Apex Committee. Recognizing the fact that all approved projects may not be progressing at an equal pace, States may, in exceptional circumstances, submit their proposals for release of second and third instalments for a set of ULBs/projects as and when 75 percent utilization and other conditions are fulfilled (see flow chart on page 18).
- 9.4 At the end of third quarter of every year the Apex Committee will review the utilisation of allocations by States and shall reallocate funds from non-performing to the performing States/ULBs based on their performance and potential to utilize funds. Any excess or shortfall

in the first instalment of 20% released on the basis of estimated cost shall be adjusted while releasing the second instalment of CA which will be based on approved cost. The approved cost is the appraised cost or the tendered cost of the project (whichever is less) and has to be taken into account by the SHPSC. Diversion of Central Grants for purposes other than the Mission projects shall entail levy of penal interest on the amount and any other action by the Apex Committee and may include adverse effect on release of grants.

9.5 The learnings from earlier programmes have pointed to the fact that timely release of project funds by the State Governments is critical to project completion; therefore, the States should release the CA funds along with State share to the ULBs within seven working days of release of Central share by MoUD otherwise interest at the rate specified by the Ministry of Finance shall be levied on the State for any delay beyond seven days and appropriate deductions made from future instalments.

9.6 The flow chart below gives the steps in the release of funds.

Upon approval of the SAAP by the Apex Committee the first instalment (20%) of the Central Assistance is released.

The States submit their claims for release of second or the third instalment of CA for projects during April, August, November and February for all ULBs that have met the AMRUT conditions for instalment release and send documents given in Annexure 4, 5 and 6.

The second and the third instalments of 40% each of the approved cost are released, quarterly, after submission of UCs, Project Funds Request (only summary report in Annexure 6.2) and the Score Card showing progress on outcome indicators.

10. Programme Management Structure

10.1 National level

An Apex Committee (AC), chaired by the Secretary, MoUD and comprising representatives of related Ministries and organisations will supervise the Mission. The composition of the Apex Committee will be:

i.	Secretary (MoUD)	Chairman
ii.	Secretary (Department of Expenditure)	Member
iii.	Secretary (Department of Economic Affairs)	Member
iv.	Principal Advisor (HUD), NITI Ayog	Member
v.	Secretary (Drinking Water & Sanitation)	Member
vi.	Secretary (Ministry of Housing & Urban Poverty Alleviation)	Member
vii.	Secretary (Environment & Forest)	Member
viii.	Joint Secretary & FA, MoUD	Member
ix.	OSD (UT), MoUD	Member
x.	Adviser (CPHEEO)	Member
xi.	TCPO	Member
xii.	Director, NIUA	Member
xiii.	Mission Director (MoUD)	Member Secretary

The Apex Committee may co-opt any representative from any Government Department or organisation as Member or invite any expert to participate in its deliberations. The functions of the Apex Committee are:

- i. Approve the SAAP submitted by the State High Powered Steering Committee, including the Annual Comprehensive Action Plan for Capacity Building of States, the Reform roadmap in the SAAP.
- ii. Allocate and release funds to the States/UTs/Mission Directorate.
- iii. Overall monitoring and supervision of the Mission.
- iv. Advise the State/UT/implementing agencies on innovative ways for resource mobilization, private financing and land leveraging.
- v. Confirm appointment of organisations, institutions or agencies for third party monitoring (IRMA).
- vi. The Apex Committee may delegate, as it considers appropriate, some of the functions within prescribed limits to the Mission Director for ensuring speedy implementation of the Mission.
- vii. Formulate the threshold of physical progress of project at which to release funds to the States.

The Apex Committee will meet according to requirements but at least once in three months. There will be a National Mission Director, who will not be below the rank of Joint Secretary to Government of India who will be the overall in-charge of all activities related to the Mission. The Mission Directorate will take support from subject matter experts and such staff, as considered necessary. The National Mission Director will be the Member Secretary in the Apex Committee.

10.2 State level

A State level High Powered Steering Committee (SHPS) chaired by the State Chief Secretary, shall steer the Mission Programme in its entirety. An indicative composition of the SHPS is given below.

i.	Chief Secretary	Chairman
ii.	Pr.Secretary(PHE)	Member
iii.	Pr.Secretary(Finance)	Member
iv.	Pr.Secretary(Housing)	Member
v.	Pr. Secretary(Environment & Forest)	Member
vi.	Representative of MoUD	Member
vii.	Mission Director (if different from viii below)	Member
viii.	Pr. Secretary(UD)	Member Secretary

The SHPS may co-opt member(s) from other State Government Departments/Government organisations and may also invite experts in the field to participate in its deliberations. There would be a State Mission Director who will be an officer not below the rank of Secretary to the State Government, nominated by the State Government, with a Programme Management Unit (PMU) and a Project Development and Management Consultant (PDMC). With the establishment of PDMCs, the AMRUT will not support the PMUs and Project Implementation Units (PIUs) set up under earlier Mission. Moreover, the States will ensure that there is no overlap in the functions of these Mission support structures. In case a PMU has already been established under the CCBP, another PMU will not be supported from the Mission funds. The functions of the SHPS are:

- i. Identify the gaps in infrastructure based on SLBs, need for individual and institutional capacity building, ways and means to achieve urban reforms, finalisation of the financial outlays, etc. of the Mission Cities/Towns.
- ii. Prepare the SAAP based on the SLIPs of the ULBs of the State prioritising cities and projects based on available resources each year, as prescribed in the Mission Statement and Guidelines.
- iii. Approve the projects after they are technically appraised and sanctioned by the State Level Technical Committee (SLTC). All project approvals shall be accorded by the State SHPS provided these projects are included in the approved SAAP. No project shall be referred to the MoUD for sanction. In the entire project approval, procurement and execution process, the State SHPS shall ensure that all the provisions of State Financial Rules are followed.

- iv. Plan the fund flow in short, medium as well as long term. Explore innovative ways for resource mobilization, private financing and land leveraging for funding of projects.
- v. Fix the State and ULB share of contribution towards the projects in addition to the Central Government Grant specified in para 5 of these Guidelines.
- vi. Look into complaints of poor quality, lack of supervision and other violations. Monitor the quality of work and reports of appraisal by third party assessors and others and take action at their end.
- vii. Recommend proposals for release of instalment of funds for on-going projects to the National Mission Directorate.
- viii. Follow-up action to establish a Financial Intermediary, allocate and release the Central and State share of funds in time for execution of projects.
- ix. Recommend a roadmap and milestones for implementation of Reforms in the State/ULBs for approval of the Apex Committee. Review the progress of committed Urban Reforms at the State and ULB level.
- x. Monitor the progress of implementation of the Mission, including project implementation in ULBs.
- xi. Monitor outcome and O&M arrangements of projects sanctioned and completed under the Mission.
- xii. Periodically, review the progress of capacity building and training activities.
- xiii. Organise timely audit of the funds released and review the Action Taken Reports on various Audit reports relating to the earlier Mission and the new Mission and on other reports including that of third party, Project Development and Management Consultants and the elected representatives of the ULBs.
- xiv. Bring about inter-organisation coordination and collaboration for better planning and implementation of the Mission Programme.
- xvi. Any other matter relevant for the efficient implementation of the Mission or referred by the National Mission Directorate.
- xvii. Monitor the legal issues/cases in courts, if any.

10.3 City Level

At the City level the ULB will be responsible for implementation for the Mission. The Municipal Commissioner will ensure timely preparation of SLIP (para 6 & Annexure 2). The ULBs will develop DPRs and bid documents for projects in the approved SAAP. The ULBs will ensure city level of approvals of DPRs and bid documents and forward these to the SLTC/SHPSC for approvals. Urban local bodies will procure implementation agencies as provided in the financial rules and regulations and after award of work, ensure its timely completion. For this, the ULBs will take support from PDMCs to perform these activities as given in section 8. The ULB will also develop a road map for Reform implementation and capacity building as given in Annexures 2 (Table 5.1) and 7, respectively. The ULB will also be responsible for building coordination and collaboration among stakeholders for timely completion of projects without escalation of project cost.

11. Appraisal of DPRs for projects

11.1 The SHPSC shall constitute a SLTC with representatives from the concerned Departments/Organisations, which will carry out the technical and financial appraisal of the DPRs. The composition of the SLTC is given below.

i.	Pr.Secretary(UD)/Secretary(UD)	Chairman
ii.	Water Resources/Ground Water Department	Member
iii.	Revenue/Land Department	Member
iv.	Town Planning Department	Member
v.	Slum Development Board	Member
vi.	Electricity Department	Member
vii.	Representative of CPHEEO, MoUD	Member
viii.	Finance Department	Member
ix.	Mission Director (if not Chairman/Member-Secretary)	Member
x.	Technical Head (e.g. Engineer-in-Chief) Urban Water Supply & Sewerage Board/ For transport projects – Road Transport Corporation MD/ED	Member-Secretary

11.2 The SHPSC may nominate more members on the SLTC from other concerned State Government Departments/Government organisations, if considered necessary. The key functions of the SLTC are:

- i. Approve the technical parameters such as scope, objectives and final deliverables of the Project, Internal Bench Mark (IBM)/deciding basic parameters/approval of bid documents/evaluation criteria, and payment schedule. For this purpose, the SLTC shall take into consideration manuals, guidelines and advisories issued by MoUD in the relevant sector and ensure compliance in the DPR (see para 9 also)?
- ii. Incorporate resilience and secure projects against disasters and ensure that disaster-secure engineering and structural norms are included in the design.
- iii. While giving technical sanction, the SLTC will make sure that contingencies or cost escalation are not included in the estimates and all technical and financial norms of the JnNURM are followed in estimate preparation, technical sanction of projects, tender acceptance, extension, etc.
- iv. While giving technical sanctions, the SLTC shall also examine the Internal Rate of Return (IRR) both FIRR and EIRR, and Recurring Cost of Capital Expenditure (RCCE).
- v. Approve the tenders.

- vi. Take corrective action on the reports of IRMA and other quality control reports.
- vii. Analyse the Project Funds Request Report given in Annexure 6.1 and take corrective action to ensure timely completion of projects without any escalation in costs.
- viii. Appoint PDMCs.

-
- 21. Checklist for submission and scrutiny of DPR (Sewerage and Sewage Treatment) Ministry of Urban Development, Government of India March 2012-<http://urbanindia.nic.in>
 - 2. Checklist for submission and scrutiny of DPR (Water Supply) Ministry of Urban Development, Government of India March 2012-<http://urbanindia.nic.in>
 - 3. Checklist for submission and scrutiny of DPR (Storm Water Drainage)

12. Urban Reforms

- 12.1 A National Conclave was held with Ministers of Housing and Urban Development of States/UTs in New Delhi on 2 and 3 July, 2014 and a National Declaration on Urban Governance and 'Housing for All' was adopted during the National Conclave. The Reforms to improve service delivery, mobilize resources and make municipal functioning more transparent and functionaries more accountable are based on the spirit of the National Declaration.
- 12.2 Specifically, the Mission mandates a set of 11 Reforms which have to be implemented by all the States and 500 Mission cities within a period of 4 years as given in Annexure 2 (Tables 5.1 to 5.4). The State has to submit the roadmap of implementation as part of the SAAP, which will include Reforms to be implemented at both the State and ULB levels.
- 12.3 During the earlier mission, 10% ACA was retained for non-completion of Reforms. However, the AMRUT incentivizes Reforms implementation by setting aside 10% funds as incentives for States/ULBs. The incentive fund will be in addition to the Central Share as allocated annually. The incentive will be based on a self-assessment done by the ULBs and confirmed by the SHPSC on the report of the IRMAs. Self-appraisal will be part of the SAAP and the method is given in Annexure 2 (Table 5.5).

13. Capacity building

- 13.1 States will take up extensive Capacity Building Activities for their ULBs to achieve urban reforms and implement projects in Mission mode. They shall submit an annual plan for capacity building, as part of the SAAP, to MoUD for approval, as given in Annexure 7.2 (Form 7.2.1-7.2.4). The Comprehensive Capacity Building Programme (CCBP) will be realigned towards the priorities of the new MoUD Missions by the Mission Director. The plan will have two components individual and institutional capacity building.
- 13.2 **Individual capacity building:** The key features are demand driven periodic training, recognition of practices and functionaries, independent assessment of training outcomes and mentoring and peer networking. Individual capacity building will include the following type of activities.
- i. Strategic training plan based on Training Needs Assessment (TNA).
 - ii. Exposure visits.
 - iii. Workshops, seminars, research studies and documentation.
 - iv. Individual capacity building focusing on coaching and task-related assistance from peers and mentors.
 - v. Visibility, including preparation of Information Education and Communication (IEC) materials.

13.3 **Institutional capacity building:** The focus will be on building the institutional capacity of ULBs by using Consulting Firms and other entities.

14. Monitoring of Projects

14.1 The Mission will be monitored real-time at the State and ULB level. Moreover, information and data will be shared with citizens in the public domain and third party monitoring and review encouraged. There will be a quarterly external monitoring by the Independent Review and Monitoring Agency (IRMA). The IRMA will submit the quarterly report to the ULB/parastatal and the SLTC. The comments of the ULB and the SLTC will be examined by the SHPSC and action taken. The State Mission Director will submit the action taken on the IRMA report at the time of claiming funds in the AMRUT. Similarly, the IRMA will do a half-yearly appraisal of Reform implementation. Concretely, monitoring will consist of the following elements.

- i. All projects will be periodically monitored and reviewed by Apex Committee and will be subjected to various audits by external and empanelled agencies, internal auditors as well as by C&AG and State AGs.
- ii. The MoUD, States and the ULBs will track objectives and other key indicators using Information Technology based solutions, periodically, and release of funds will be linked to achievement of key performance targets given in the SAAP. Online real-time net-based monitoring will be done, with the aid of cyber tour of worksite, preferably using cameras in mobiles and third party review and real-time evaluation will also be done.
- iii. At the State level, the State HPSC would undertake detailed scrutiny of the projects at the proposal stage and monitoring during the execution.
- iv. The State HPSC shall submit a Quarterly Score Card given in Annexure 4.
- v. The Mission will support a National Performance Monitoring Cell for monitoring implementation of SLBs in urban basic services.
- vi. The ULBs would be required to closely monitor the projects through their elected representatives and ULB bodies and through direct citizens' feedback using mobiles and e-groups. A strong component of public disclosure through websites will also be built in.
- vii. Third party review by IRMA for projects and for Reforms shall be carried out. This agency will be hired from amongst specialised/technical agencies.

15. District Level Review and Monitoring Committee (DLRMC)

15.1 A District Level Review and Monitoring Committee (DLRMC) will be constituted and Member(s) of Parliament will be the Co-chairperson with the District Collector. The DLRMC will monitor and review the implementation of the AMRUT projects.

16. Audit and litigation matters

16.1 The State Mission Directorate shall be responsible for all matters connected with C&AG Audit and litigation including cases before Courts/Tribunals and Arbitrators. The State Mission Directorate shall be responsible for defending the Central Government interests on behalf of the National Mission Directorate/MoUD.

17. Incomplete projects of JnNURM

17.1 Detailed instructions regarding coverage of incomplete projects of JnNURM, to be covered under AMRUT, will be issued separately by MoUD.

Annexures

&

Tables

Annexure 1: Reforms Milestones and Timelines for AMRUT Cities

S.No	Type	Milestones	Implementation timeline
1	E-Governance	Digital ULBs 1. Creation of ULB website. 2. Publication of e-newsletter.	6 months 6 months
		Digital India Initiatives 3. Support Digital India (ducting to be done on PPP mode or by the ULB itself).	6 months
		Coverage with E-MAAS (from the date of hosting the software) <ul style="list-style-type: none"> • Registration of Birth, Death and Marriage, • Water & Sewerage Charges, • Grievance Redressal, • Property Tax, • Advertisement tax, • Issuance of Licenses, • Building Permissions, • Mutations, • Payroll, • Pension, 	24 months
		<ul style="list-style-type: none"> • e-procurement, • Personnel Staff management and • Project management. 	36 months
2	Constitution and professionalization of municipal cadre	1. Establishment of municipal cadre. 2. Cadre linked training.	24 months 24 months
		3. Policy for engagement of interns in ULBs and implementation. 4. The State will prepare a Policy for Right-sizing the number of municipal functionaries depending on, say, population of the ULB, generation of internal resources and expenditure on salaries.	12 months 36 months
3	Augmenting double entry accounting	1. Complete migration to double entry accounting system and obtaining an audit certificate to the effect from FY2012-13 onwards.	12 months
		2. Appointment of internal auditor. 3. Publication of annual financial statement on website.	24 months Every year
4	Urban Planning and City level Plans	1. Preparation of Master Plan using GIS.	48 months
		2. Preparation of Service Level Improvement Plans (SLIP), State Annual Action Plans (SAAP).	6 months
		3. Establish Urban Development Authorities.	36 months
		4. Make action plan to progressively increase Green cover in cities to 15% in 5 years.	6 months
		5. Develop at least one Children Park every year in AMRUT cities.	Every Year
		6. Establish a system for maintaining of parks, playground and recreational areas relying on People Public Private Partnership (PPPP) model.	12 months
		7. Make a State level policy to implement the parameters given in National Mission for Sustainable Habitat.	24 months

S.No	Type	Milestones	Implementation timeline
5	Devolution of funds and functions	<ol style="list-style-type: none"> 1. Ensure transfer of 14th FC devolution to ULBs. 2. Appointment of State Finance Commission (SFC) and making decisions. 3. Implementation of SFC recommendations within timeline. 4. Transfer of all 18 functions to ULBs. 	<p>6 months 12 months</p> <p>18 months 12 months</p>
6	Review of Building by-laws	<ol style="list-style-type: none"> 1. Revision of building bye laws periodically. 2. State to formulate a policy and action plan for having a solar roof top in all buildings having an area greater than 500 square meters and all public buildings. 3. State to formulate a policy and action plan for having Rain water harvesting structures in all commercial, public buildings and new buildings on plots of 300 sq. meters and above. 4. Create single window clearance for all approvals to give building permissions. 	<p>12 months 12-24 months</p> <p>12-24 months</p> <p>12 months</p>
7	Set-up financial intermediary at state level	<ol style="list-style-type: none"> 1. Establish and operationalize financial intermediary- pool finance, access external funds, float municipal bonds. 	12-18 months
8(a)	Municipal tax and fees improvement	<ol style="list-style-type: none"> 1. Atleast 90% coverage, 2. Atleast 90% collection, 3. Make a policy to, periodically revise property tax, levy charges and other fees, 4. Post Demand Collection Book (DCB) of tax details on the website, 5. Achieve full potential of advertisement revenue by making a policy for destination specific potential having dynamic pricing module. 	12 months
8(b)	Improvement in levy and collection of user charges	<ol style="list-style-type: none"> 1. Adopt a policy on user charges for individual and institutional assessments in which a differential rate is charged for water use and adequate safeguards are included to take care of the interests of the vulnerable, 2. Make action plan to reduce water losses to less than 20 % and publish on the website, 3. Separate accounts for user charges, 4. Atleast 90% billing 5. Atleast 90% collection. 	12 months
9	Credit Rating	<ol style="list-style-type: none"> 1. Complete the credit ratings of the ULBs 	18 months
10	Energy and Water audit	<ol style="list-style-type: none"> 1. Energy (Street lights) and Water Audit (including non-revenue water or losses audit), 2. Making STPs and WTPs more energy efficient, 3. Optimize energy consumption in street lights by using energy efficient lights and increasing reliance on renewable energy, 4. Give incentives for green buildings (e.g. rebate in property tax or charges connected to building permission/ development charges) 	<p>12 months</p> <p>12 months 12 months</p> <p>24 months</p>
11	Swachh Bharat Mission	<ol style="list-style-type: none"> 1. Elimination of open defecation, 2. Waste Collection (100%), 3. Transportation of Waste (100%). 4. Scientific Disposal (100%). 	36 months

Annexure 2: Format of State Annual Action Plan

State Annual Action Plan (SAAP)

ATAL MISSION FOR REJUVENATION AND URBAN TRANSFORMATION (AMRUT)

Name of State _____

Time Period: (FY) _____

This Report consists of:

1	Abstract: Consolidated Requirement of State and Share of Each Stakeholder
2	Service Level Improvement Plan
3	State Annual Action Plan ³ (SAAP) derived from SLIP
4	Plan of Action for Administrative and Office Expenses (A&OE)
5	Plan of Action for Reform Implementation
6	Appraisal Framework for States

Report Submitted by: _____

Date: dd/mm/yy

³ State Annual Action Plans will be based on aggregating Service Level Improvement Plans at State level based on available resources.

1. Abstract of State Annual Action Plan (SAAP)

Consolidated Requirement of State and Share of Each Stakeholder

Table No.	Content
1.1	Breakup of Total MoUD Allocation in AMRUT
1.2.1	Sector Wise Proposed Total Project Fund and Sharing Pattern
1.2.2	Break-up of Total Fund Sharing Pattern
1.3	Use of Funds on Projects: On-going and New
1.4	Plan for Achieving Service Level Benchmarks

Table 1.1: Breakup of Total MoUD Allocation in AMRUT

Name of State: _____ FY _____

Total Central funds allocated to State	Allocation of Central funds for A&OE (@ 8% of Total given in column 1)	Allocation of funds for AMRUT (Central share)	Multiply col. 3 by x3) for AMRUT on col. 4 (project proposal to be three- times the annual allocation - CA)	Add equal (col. 4) State/ULB share	Total AMRUT annual size (cols.2+3+4+5)
1	2	3	4	5	6

Name of State: _____ FY _____

Table 1.2.1: Abstract-Sector Wise Proposed Total Project Fund and Sharing Pattern

(Amount in Rs.)

Sl. No	Sector	No. of Projects	Centre	State	ULB	Convergence	Others	Total
1	Water Supply							
2	Sewerage and Septage Management							
3	Drainage							
4	Urban Transport							
5	Others							
6	Grand Total							

Table 1.2.2: Abstract-Break-up of Total Fund Sharing Pattern

(Amount in Rs.)

FY _____

Sl.No.	Sector	Centre	State			ULB			Convergence	Others	Total
		Mission	14 th FC	Others	Total	14 th FC	Others	Total			
1	Water Supply										
2	Sewerage and Septage Management										
3	Drainage										
4	Urban Transport										
5	Others										
6	Grand Total										

Table 1.3: Abstract-Use of Funds on Projects: On Going and New

(Amount in Rs.)

FY _____

Sl. No.	Sector	Total Project Investment	Committed Expenditure (if any) from Previous year						Proposed Spending during Current Financial year						Balance Carry Forward for Next Financial Years									
			Centre	State			ULB			Centre	State			ULB			Centre	State			ULB			
				14th FC	Others	Total	14th FC	Others	Total		14th FC	Others	Total	14th FC	Others	Total		14th FC	Others	Total				
																					14th FC	Others	Total	14th FC
1	Water Supply																							
2	Sewerage and Septage Management																							
3	Drainage																							
4	Urban Transport																							
5	Others																							
6	Grand Total																							

Table 1.4: Abstract-Plan for Achieving Service Level Benchmarks

FY _____

Proposed Priority Projects	Total Project Cost	Indicator	Baseline	Annual Targets based on Master Plan (Increment from the Baseline Value)					
				FY 2016		FY 2017	FY 2018	FY 2019	FY 2020
				H1	H2				
Water Supply									
		1. Household level coverage of direct water supply connections							
		2. Per capita quantum of water supplied							
		3. Quality of water supplied							
Sewerage and Septage Management									
		4. Coverage of latrines (individual or community)							
		5. Coverage of sewerage network services							
		6. Efficiency of Collection of Sewerage							
		7. Efficiency in treatment							
Drainage									
		8. Coverage of storm water drainage network							
Urban Transport									
		9. Service coverage of urban transport in the city							
		10. Availability of urban transport per 1000 population							
Others									

⁴As per SLB framework for water supply, sewerage, solid waste management and drainage and proposed SLB indicator for urban transport

⁵Detailed information for arriving at % target against baseline shall be worked out from details provided by Cities so as to arrive at state indicators

ULB LEVEL

2. Service Level Improvement Plan (SLIP)

Table	Content
2.1	Master Plan of all projects to achieve universal coverage of water supply and sewerage during current Mission period (FYs 2015-16 to 2019-20)
2.2	Details of Prioritized Projects Proposed & Planned under AMRUT during current FY: Sector Wise
2.3.1	Proposed Funding and Sharing Pattern for Priority Projects: Sector Wise
2.3.2	Source of Funds from Gol/State/ULB (for all sectors)
2.4	Year Wise breakup of Investments (for all sectors)
2.5	Plan for Achieving Service Level Benchmarks
2.6	Reporting of Physical and Financial Progress of the Projects Under the Mission during Last Financial Year

Name of City:

Current Mission Period (2015-20)

Table 2.1: SLIP –Master Plan of all projects to achieve universal coverage of water supply and sewerage during current Mission period (FYs 2015-16 to 2019-20)

Sr. No.	Project Name and Code ⁶ (list all projects to achieve universal coverage in the City separately for water supply and sewerage)	Infrastructure Improvement			
		Change In Service Levels			Estimated Cost (Amount in Rs.)
		Priority number	Year in which to be implemented	Year in which proposed to be completed	
Grand Total					

⁶ Project code may be abbreviated as: Mission/State/City/Sector/Number(Zone) such as AMRUT/UP/Mathura/WS/01 (Zone name)

Name of City: _____

FY _____

Table 2.2: SLIP - Details of Prioritized Projects Proposed under AMRUT during current FY: Sector Wise

Sector	Particulars	Project Name and Code	Infrastructure Improvement			Estimated Cost (Amount in Rs.)
			Physical Components	Change in Service Levels		
				Indicator	Existing (As-Is)	
Water Supply						
Sewerage and Septage Management						
Storm Water						
Urban Transport						
Others						
Grand Total						

⁷ Project code may be abbreviated as: Mission/State/City/Sector/Number(Zone) such as AMRUT/UP/Mathura/WS/01 (Zone name)

Name of City: _____

FY _____

Table 2.3.1: SLIP - Proposed Funding and Sharing Pattern for Priority Projects: Sector Wise

(Amount in Rs.)

Sector	Total Project Cost	Share				
		GoI	State	ULB	Others	Total
Water Supply						
Sewerage and Septage Management						
Drainage						
Urban Transport						
Others						
Total						

Name of City: _____

FY _____

Table 2.3.2: SLIP- Source of Funds from GoI/State/ULB (for all sectors and prioritized projects)

(Amount in Rs.)

Source	Source of Funds						Total
	Grant (Centre/State)	Own fund (State/ULB)	14 th FC (State)	Debt (Centre/State/ Others)	Others (Including PPP)	Convergence (Centre/State/ ULB)	
GoI							
State							
ULB							
Total							

Name of City: _____

FY _____

Table 2.4: SLIP - Year Wise breakup of Investments (for all sectors)

(Amount in Rs.)

Sector	Share			
	Gov	State	ULB	Total
Total Cost of Projects approved till last year (a)				
Cost of Projects Proposed during the year (b)				
Amount Spent till last year (c)				
Committed Expenditure (d) = (a+b-c)				
Proposed Spending during Current Financial year (new and old projects) (e)				
Balance Carry Forward for Next Financial Years (f) = (d) - (e)				

Name of City: _____

FY _____

Table 2.5: SLIP – Plan for Achieving Service Level Benchmarks

Proposed Projects	Total Project Cost	Indicator	Baseline	Annual Targets (Increment from the Baseline Value)					
				FY 2016		FY 2017	FY 2018	FY 2019	FY 2020
				H1	H2				
Water Supply									
		1. Household level coverage of direct water supply connections							
		2. Per capita quantum of water supplied							
		3. Quality of water supplied							
Sewerage and Septage Management									
		4. Coverage of latrines (individual or community)							
		5. Coverage of sewerage network services							
		6. Efficiency of Collection of Sewerage							
		7. Efficiency in treatment							
Drainage									
		8. Coverage of storm water drainage network							
Urban Transport									
		9. Service coverage of urban transport in the city							
		10. Availability of urban transport per 1000 population							
Others									

⁸ As per SLB framework for water supply, sewerage, solid waste management and drainage and proposed SLB indicator for urban transport (Please also Refer Annexure 1).

⁹ Detailed information for arriving at % target against baseline shall be annexed along with the proposals to states.

Name of City _____

FY _____

Table 2.6: SLIP - Reporting of Physical and Financial Progress of the Projects Under the Mission During Last Financial Year

Name of the Project	Target of Last Year		Achievement of Last Year		Variance		Reason for Variance
	Physical %	Financial %	Physical %	Financial %	Physical %	Financial %	

* Approved copy of this table should be sent to MoUD, along with the SAAP

State Level

3. State Annual Action Plan¹⁰ (SAAP) derived from SLIPs

Table No.	Content
3.1	Master Plan of all projects to achieve universal coverage during the current Mission period based on Table 2.1 (FYs 2105-16 to 2019-20)
3.2	Sector Wise Breakup of Consolidated Investments for each ULB in the State
3.3	ULB Wise Source of Funds for All Sectors
3.4	Year Wise Share of Investments for All Sectors (ULB Wise)
3.5	State level Plan for Achieving Service Level Benchmarks
3.6	State Level Plan of Action for Physical and Financial Progress

¹⁰ State Annual Action Plans will be based on aggregating Service Level Improvement Plans at State level based on available resources.

Name of State: _____

Current Mission Period 2015-20

Table 3.1: SAAP – Master Plan of all projects to achieve universal coverage during the current Mission period based on Table 2.1 (FYs 2015-16 to 2019-20)

(Amount in Rs.)

Sr. No.	Name of ULB (water supply and sewerage)	Total number of projects to achieve universal coverage	Estimated Cost	Number of years to achieve universal coverage
1	2	3	4	5

Name of State: _____

FY _____

Table 3.2: SAAP - Sector Wise Breakup of Consolidated Investments for all ULBs in the State

(Amount in Rs.)

Name of City	Water Supply	Sewerage and Septage Management	Drainage	Urban Transport	Others	Reforms	Total
1	2	3	4	5	6	7	8
Total Project Investments							
A&OE							
Grand Total							

Name of State _____

FY _____

Table 3.3: SAAP - ULB Wise Source of Funds for All Sectors

(Amount in Rs.)

Name of City	Centre	State			ULB			Convergence	Others (e.g. Incentive)	Total
		14 th FC	Others	Total	14 th FC	Others	Total			
Total										
Grand Total										

Table 3.4: SAAP - Year Wise Share of Investments for AI Sectors (ULB Wise)

(Amount in Rs.)

Name of City	Total Project Investment	Committed Expenditure (if any) from Previous year						Proposed Spending during Current Financial year						Balance Carry Forward for Next Financial Years								
		Centre	State			ULB			Centre	State			ULB			Centre	State			ULB		
			14th FC	Others	Total	14th FC	Others	Total		14th FC	Others	Total	14th FC	Others	Total		14th FC	Others	Total	14th FC	Others	Total

Name of State _____

FY _____

Table 3.5: SAAP – State level Plan for Achieving Service Level Benchmarks

Proposed Priority Projects	Total Project Cost	Indicator ¹¹	Baseline	Annual Targets ¹² (Increment from the Baseline Value)					
				FY 2016		FY 2017	FY 2018	FY 2019	FY 2020
				H1	H2				
Water Supply									
		1. Household level coverage of direct water supply connections							
		2. Per capita quantum of water supplied							
		3. Quality of water supplied							
Sewerage and Septage Management									
		4. Coverage of latrines (individual or community)							
		5. Coverage of sewerage network services							
		6. Efficiency of Collection of Sewerage							
		7. Efficiency in treatment							
Drainage									
		8. Coverage of storm water drainage network							
Urban Transport									
		9. Service coverage of urban transport in the city							
		10. Availability of urban transport per 1000 population							
Others									

¹¹ As per SLB framework for water supply, sewerage, solid waste management and drainage and proposed SLB indicator for urban transport

¹² Detailed information for arriving at % target against baseline shall be worked out from details provided by Cities so as to arrive at state indicators

Name of State _____

FY _____

Table 3.6: SAAP – State Level Plan of Action for Physical and Financial Progress

Sector: _____

Name of City	Performance Indicator	Baseline (as of date xx)	Mission Target	For the Financial Year _____			
				For Half Year 1		For Half Year 2	
				Physical Progress to be achieved	Funds to be utilized	Physical Progress to be achieved	Funds to be utilized

(Note: Above information to be provided for each sector in each city, every half year, till the completion of the project)

4. Plan of Action for Administrative and Other Expenses (A&OE)

Name of State: _____

FY _____

Table 4: SAAP - Broad Proposed Allocations for Administrative and Other Expenses

(Amount in Rs.)

S. No.	Items proposed for A&OE	Total Allocation	Committed Expenditure from previous year (if any)	Proposed spending for Current Financial year	Balance to Carry Forward			
					FY 2017	FY 2018	FY 2019	FY 2020
1	Preparation of SLIP and SAAP							
2	PDMC							
3.	Procuring Third Party Independent Review and Monitoring Agency							
5	Publications (e-Newsletter, guidelines, brochures etc.)							
6	Capacity Building and Training - CCBP, if applicable - Others							
7	Reform implementation							
8	Others							
Total								

5. Plan of Action for Reform Implementation

Table No.	Content
5.1	Reforms Type, Steps and Target for AMRUT Cities FY 2015-16
5.2	Reforms Type, Steps and Target for AMRUT Cities FY 2016-17
5.3	Reforms Type, Steps and Target for AMRUT Cities FY 2017-18
5.4	Reforms Type, Steps and Target for AMRUT Cities FY 2018-19
5.5	Self- Evaluation for Reporting Progress on Reform Implementation

**Table 5.1: SAAP - Reforms Type, Steps and Target for
AMRUT Cities FY-2015-2016**

S.No	Type	Steps	Implementation Timeline	Target to be set by states In SAAP	
				April to Sep, 2015	Oct, 2015 to Mar, 2016
1	E-Governance	Digital ULBs 1. Creation of ULB website. 2. Publication of e-newsletter, Digital India Initiatives. 3. Support Digital India (ducting to be done on PPP mode or by the ULB itself).	6 months 6 months 6 months		
2	Constitution and professionalization of municipal cadre	1. Policy for engagement of interns in ULBs and implementation.	12 months		
3	Augmenting double entry accounting	1. Complete migration to double entry accounting system and obtaining an audit certificate to the effect from FY 2012-13 onwards. 2. Publication of annual financial statement on website.	12 months Every year		
4	Urban Planning and City Development Plans	1. Preparation of Service Level Improvement Plans (SLIP), State Annual Action Plans (SAAP). 2. Make action plan to progressively increase Green cover in cities to 15% in 5 years. 3. Develop at least one children park every year in the AMRUT cities. 4. Establish a system for maintaining of parks, playground and recreational areas relying on People Public Private Partnership (PPPP) model.	6 months 6 months Every year 12 months		
5	Devolution of funds and functions	1. Ensure transfer of 14 th FC devolution to ULBs. 2. Appointment of State Finance Commission (SFC) and making decisions. 3. Transfer of all 18 function to ULBs.	6 months 12 months 12 months		

6	Review of Building by-laws	<ol style="list-style-type: none"> 1. Revision of building bye laws periodically. 2. Create single window clearance for all approvals to give building permissions. 	<p>12 months</p> <p>12 months</p>		
7(a)	Municipal tax and fees improvement	<ol style="list-style-type: none"> 1. At least 90% coverage. 2. At least 90% collection. 3. Make a policy to, periodically revise property tax, levy charges and other fees. 4. Post Demand Collection Book (DCB) of tax details on the website. 5. Achieve full potential of advertisement revenue by making a policy for destination specific potential having dynamic pricing module. 	12 months		
7(b)	Improvement in levy and collection of user charges	<ol style="list-style-type: none"> 1. Adopt a policy on user charges for individual and institutional assessments in which a differential rate is charged for water use and adequate safeguards are included to take care of the interests of the vulnerable. 2. Make action plan to reduce water losses to less than 20% and publish on the website. 3. Separate accounts for user charges. 4. At least 90% billing. 5. At least 90% collection. 	12 months		
8	Energy and Water audit	<ol style="list-style-type: none"> 1. Energy (Street lights) and Water Audit (including non-revenue water or losses audit). 2. Making STPs and WTPs energy efficient. 3. Optimize energy consumption in street lights by using energy efficient lights and increasing reliance on renewable energy. 	12 months		

**Table 5.2: SAAP - Reforms Type, Steps and Target
for AMRUT Cities FY-2016-2017**

S.No	Type	Steps	Implementation Timeline	Target to be set by states in SAAP			
				April to Sep. 2015	Oct. 2015 to Mar. 2016	April to Sep. 2016	Oct. 2016 to Mar. 2017
1	E-Governance	1. Coverage with E-MAAS (from the date of hosting the software) <ul style="list-style-type: none"> • Registration of Birth, Death and Marriage, • Water & Sewerage Charges, • Grievance Redressal, • Property Tax, • Advertisement tax, • Issuance of Licenses, • Building Permissions, • Mutations, • Payroll, • Pension and e-procurement. 	24 months				
2	Constitution and professionalization of municipal cadre	1. Establishment of municipal cadre. 2. Cadre linked training.	24 months				
3	Augmenting double entry accounting	1. Appointment of internal auditor.	24 months				
4	Urban Planning and City Development Plans	1. Make a State Level policy for implementing the parameters given in the National Mission for Sustainable Habitat.	24 months				
5	Devolution of funds and functions	1. Implementation of SFC recommendations within timeline.	24 months				
6	Review of Building by-laws	1. State to formulate a policy and action plan for having a solar roof top in all buildings having an area greater than 500 square meters and all public buildings.	24 months				
		2. State to formulate a policy and action plan for having Rainwater harvesting structures in all commercial, public buildings and new buildings on plots of 300 sq. meters and above.	24 months				
7	Set-up financial intermediary at state level	1. Establish and operationalize financial intermediary- pool finance, access external funds, float municipal bonds.	24 months				
8	Credit Rating	1. Complete the credit ratings of the ULBs.	24 months				
9	Energy and Water audit	1. Give incentives for green buildings (e.g. rebate in property tax or charges connected to building permission/development charges).	24 months				

Table 5.3: SAAP - Reforms Type, Steps and Target for AMRUT Cities FY-2017-2018

S. No	Type	Steps	Implementation Timeline	Target to be set by states in SAAP					
				April to Sep, 2015	Oct, 2015 to Mar, 2016	April to Sep, 2016	Oct, 2016 to Mar, 2017	April to Sep, 2017	Oct, 2017 to Mar, 2018
1	E-Governance	1. Personnel Staff management. 2. Project management.	36 months						
2	Urban Planning and City Development Plans	1. Establish Urban Development Authorities.	36 months						
3	Swachh Bharat Mission	1. Elimination of open defecation. 2. Waste Collection (100%), 3. Transportation of Waste (100%). 4. Scientific Disposal (100%). 5. The State will prepare a Policy for Right-sizing the number of municipal functionaries depending on, say, population of the ULB, generation of internal resources and expenditure on salaries.	36 months						

Table 5.4: SAAP - Reforms Type, Steps and Target for AMRUT Cities FY 2018-2019

S.No	Type	Steps	Implementation Timeline	Target to be set by states in SAAP								
				April to Sep, 2015	Oct, 2015 to Mar, 2016	April to Sep, 2016	Oct, 2016 to Mar, 2017	April to Sep, 2017	Oct, 2017 to Mar, 2018	April to Sep, 2018	Oct, 2018 to Mar, 2019	
1	Urban Planning and City Development Plans	1. Preparation of Master Plan using GIS.	48 months									

**Table 5.5: SAAP - Self- Evaluation for Reporting
Progress on Reform Implementation**

For Financial Year _____ (Last financial year)

The reforms achievement will be measured every year after the end of financial year by allocating 10 marks for each reforms milestone achieved as against the targets set by the MoUD.

S.No	Year	No of milestones	Maximum Score
1	1 st year	28	280
2	2 nd year	13	130
3	3 rd year	10	100
4	4 th year	3	30

Incentive based grant release calculation:

The States will be required to fill the following Self-Assessment Form.

Step 1: Fill the following table

S. No	Name of ULBs	Maximum Score possible during the year	Score obtained ULB Wise
(1)	(2)	(3)	(4)
1			
2			
3			
Sub total ULB			
	State		
1			
2			
3			
Sub total State			
Overall			

Step 2: Calculate the overall score in percentage obtained by the state (State score plus ULB score).

Step 3: Only those States achieving 70 percent and above overall reform score will be considered for incentive.

Step 4: If the overall score is greater than 70 percent, the incentive amount will be distributed among the states depending upon the number of ULBs that have achieved a score of more than 70 percent in the state.

6. Appraisal Framework for States

Table No.	Content
6.1	Appraisal of SLIPs by State Mission Directorate to be put up before State HPSC
6.2	Consolidated State Annual Action Plan to be sent for Assessment by MoUD
6.3	Tentative Appraisal of State level Action Plans by MoUD

**Table 6.1: Check list –Appraisal of SLIPs of ULBs
by State Mission Directorate to be put up before State HPSC**

ULB-State:

S. No.	Area of appraisal	Yes/No	Supporting Documents	Remarks
1.	Has the city assessed baseline for service coverage indicators ?			
2.	Has the City carried out citizen consultations to develop SLIPs and prepare CDPs			
3.	Have the prioritization of projects been done based on citizen consultation			
4.	Has the city assessed low cost or no cost improvements that can improve service levels ?			
5.	Are the identified capital investments accompanied by management improvements (e.g. Reforms) to improve service levels ?			
6.	Will the proposed investments ensure service levels to slum/ urban poor areas ?			
7.	Is the proposed project addressing the highest priority need for improvement after including the National priorities ?			
8.	Is the investment proposed commensurate to the level of improvement envisaged in the indicator ?			
9.	Has the city proposed smart solutions to minimize the cost of investments ?			
10.	Type of Smart Solutions proposed by the city			
11.	Has the city ensured that investment proposals are based on reasonable cost norms ?			
12.	Has the city carried out a financial forecast to identify resource requirements for a) Capital costs b) O & M c) Repayments for borrowings / financing contributed by PPP			
13.	Has the city identified incremental O & M requirements, including staff and costs ?			
14.	Has the city considered various sources of funds to meet investment needs ?			
15.	Has the city considered all potential revenue improvements to mobilise additional revenue including innovative financing options ?			
16.	Has the city explored all sources of finance, including market borrowing ?			
17.	Has the city considered various PPP options?			
18.	Has the city provided clear status and roadmap for implementation of reforms ?			
19.	Have cities prepared implementation plan for initiating proposed projects and reforms ?			
20.	Has the prioritization of ULBs for funding in AMRUT been done according to para 7.2.			

**Table 6.2: Checklist - Consolidated State Annual Action Plan of
all ULBs to be sent for Assessment by MoUD**

State:

S. No.	Points of Consideration	Yes/No	Give Details
1.	Have all the Cities prepared SLIP as per the suggested approach ?		
2.	Has the SAAP prioritized proposed investments across cities ?		
3.	Is the indicator wise summary of improvements proposed (both investments and management improvements) by State in place ?		
4.	Have all the cities under Mission identified/done baseline assessments of service coverage indicators ?		
5.	Are SAAPs addressing an approach towards meeting Service Level Benchmarks agreed by Ministry for each Sector ?		
6.	Is the investment proposed commensurate to the level of improvement envisaged in the indicator ?		
7.	Are State Share and ULB share in line with proposed Mission approach ?		
8.	Is there a need for additional resources and have state considered raising additional resources (State programs, aided projects, additional devolution to cities, 14 th Finance Commission, external sources) ?		
9.	Does State Annual Action Plan verify that the cities have undertaken financial projections to identify revenue requirements for O & M and repayments ?		
10.	Has the State Annual Action Plan considered the resource mobilization capacity of each ULB to ensure that ULB share can be mobilized ?		
11.	Has the process of establishment of PDMC been initiated ?		
12.	Has a roadmap been prepared to realize the resource potential of the ULB ?		
13.	Is the implementation plan for projects and reforms in place (Timelines and yearly milestones) ?		
14.	Has the prioritization of projects in ULBs been done in accordance with para 7.2 of the guidelines ?		

Please attach minutes of the SHPSC

(State Mission Director)

**Table 6.3: Check List - Tentative Appraisal
of State level Action Plans by MoUD**

S. No.	Area of appraisal	Yes/No	Supporting Documents	Remarks
1.	Has the State prioritized cities and sectors based on the baseline data ?		Appraisal report	
2.	Has the State ensured that low or no cost improvements have been identified by each city ?		Appraisal report	
3.	How well has the state planned and financed capital expenditure ?			
4.	What is the expected level of financial support from the Central Government and how well have the State/ULB and other sources of finance been identified and accessed ?			
5.	Has the State ensured that the State share has been adequately budgeted ?			
6.	Has the State instituted enough measures to ensure that cities are assisted to mobilise their share of project cost, as may be necessary ?			
7.	Has the State engaged Project Development and Management Consultant to manage projects and reforms ?			
8.	Have the FFC grants been released to the ULBs in the State ?			
9.	Have other performance requirements of FFC been complied with ?			
10.	How well the state has planned to move towards achievement of universal coverage and benchmarks in water supply, sewerage/septage, urban transport and storm water ?			
11.	Have the targets (Timelines and Milestones) for reforms been developed ?			
12.	Has the State explored the potential for PPP in the proposed projects ?			
13.	Has a financial intermediary been established ?			
14.	How well has the diagnostic been done for gap analysis at state level ?			
15.	How well are the techno financial details of the projects ?			
16.	Has the state followed policy of prioritization given in para 7.2 ?			

Annexure 3: List of Smart Solutions Developed by C-DAC

Component	Smart Solution
Sewerage & Drainage system	<ul style="list-style-type: none"> • Monitor the sewerage level in manholes at strategic locations in the sewer pipe network • Raise alarms in the Central Monitoring station when the level in manholes exceeds the present limit value • The daily, weekly and monthly reports for all the mentioned parameters • Develop an ultrasonic level sensor with integrated GSM modem
Water supply system	<ul style="list-style-type: none"> • Smart water meters and Billing systems • Remotely operated Automatic Distribution Values • Systems for Water Quality Monitoring
Energy System	<ul style="list-style-type: none"> • Smart Home energy network system: for identifying various types of loads and planning load balancing accordingly • Smart substation automation system based on IEC61850 • Integration of renewable energy sources for energy conservation for distribution system
Citizen safety system	<ul style="list-style-type: none"> • Establishment of city wide intelligent distributed video surveillance network • Facial recognition enables identification and tracking of criminal suspects at crowded areas, airports, railway stations and bus stations. • Ensure reliable and Secured data/video transmission from node to the analysis center
Emergency Response system	<ul style="list-style-type: none"> • Implementation to a limited extent showcasing the scalability with GPS enabled ambulances. • Mobile App for Dynamic Route Maps • Framework in terms of written standards • Simulation and implementation to a limited extent showcasing the scalability with emergency vehicles
Clean Environment	<ul style="list-style-type: none"> • Pollution Monitoring system • Application Software for Monitoring & Control • Air Quality Monitoring Tool in form of pollution map indicating level of air pollution of different locations within the city • Algorithm for forecasting air pollution • Wireless Network end node with high sensitive noise sensor • Wireless gateways for transferring the data to the internet cloud • Data analytics on noise data

Annexure 4: Score Card for Cities/States

(To be Submitted Quarterly)

Progress on Mission Objectives (State Level)

Sector	SLB	Baseline	Mission Target	Target till date	Achievement

Resource mobilization (City Wise)

Name of City	Source	Mission Target	Target till date	Achievement
City Name	Govt			
	States			
	ULB			
	Others			
City Name	Govt			
	States			
	ULB			
	Others			

Implementation Status (Project Wise)

Project Name (also Capacity Building)	Actual Progress	Unit	Mission Target	Target till date	Achievement
Project 1	Physical progress	%			
	Financial progress	%			
	Amount disbursed till date	Rs. Crore			
Project 2	Physical progress	%			
	Financial progress	%			
	Amount disbursed till date	Rs. Crore			

Funds flow (City Wise)

City Name	Govt Financing	Budget	Sanctioned	Disbursed	Accrued

Annexure 5: Utilization Certificate Format (City Wise)

Form of Utilization Certificate

S. No.	Letter No. and Date	Amount (Rs.)	
			Certified that out of Rs. _____ of Grants- in-aid sanctioned during the years _____ in favour of _____ under this Ministry/Department letter No. given in the margin and Rs. _____ on account of unspent balance of the previous year, a sum of Rs. _____ has been utilized for the purpose of _____ for which it was sanctioned and that the balance of Rs. _____ remaining unutilized at the end of the year has been surrendered to Government (vide No. _____ dated _____) will be adjusted towards the grants - in-aid payable during the next year _____.
	Total		

Certified that I have satisfied myself that the conditions on which the grants-in-aid was sanctioned have been duly fulfilled/are being fulfilled and that I have exercised the following checks to see that the money was actually utilized for the purpose for which it was sanctioned.

Kinds of checks exercised.

- 1.
- 2.

(Municipal Commissioner/Head of the ULB)

Date: _____

1. Date of release of ACA by Gol -
2. Date of release of ACA to ULBs -
3. Date of release of State share to ULBs -
4. Interest calculated at *g-sec* rate to be deducted for delayed release of ACA to ULBs-

Counter Signed by

Principal Secretary/Secretary of Urban Development

Annexure 6: Project Funds Request

For the Year 2014-15 (Budget Estimate) to be submitted to the Government of India, Ministry of Urban Affairs, New Delhi.

1	Name of Project							
2	Date of approval by SHPSC							
3	Completion Date		Scheduled Date					
			Revised Date, if any					
4a.	Approved Cost							
4b.	Tendered Cost							
5	ACA Admissible based on Approved Cost							
6	Release of Central/State/ULB share (Rs. in lakh)		Total Share		Due	Released		
			ACA + State + ULB					
Instalment	Central share		State share		ULB share		Others share	
	Due	Released	Due	Released	Due	Released	Due	Released
First								
Second								
Third								
Total	Rs. Lakhs	Rs. Lakhs	Rs. Lakhs	Rs. Lakhs	Rs. Lakhs	Rs. Lakhs	Rs. Lakhs	Rs. Lakhs
7	Utilization Certificate submitted by Implementing Agency		Rs. _____ lakh					
8	Percentage of funds utilized by Implementing Agency							

9	Physical progress				
10	Conditions imposed by SHPSC at the time of sanction of project and release of next instalment				
11	Whether conditions imposed by SHPSC fulfilled				
12	Implementation of Reforms				
13	(a) Status of Score Card for Last Quarter	Submitted/Not Submitted			
	(b) Status of IRMA Report and recommendation thereon	Whether quarterly IRMA inspection done Y/N	Observations made by IRMA	Action Taken by State/ULB	
14	Proposal for release of instalment by SHPSC				

(Municipal Commissioner/Head of the ULB, Parastatal)

Date: _____

6.2 Summary of Instalment Release Request to be sent by State to MoUD

S.No.	Name of City	Name of Project	Scheduled Completion Date	Approved Cost Rs. Lakhs	ACA Admissible Rs. Lakhs	Amount Released till date				% of amount utilised as per UC received	Physical Progress till date	% of Reforms achieved till date	Score Card Submission Status	Whether action taken on IRMA Observations	S.No. of Instalment Required	Instalment Amount Required	% of ACA Released after this Instalment	Total ACA Released after this Instalment		
						Central	State	ULB	Others										Total	

(State Mission Director)

Annexure 7: Annual Capacity Building Plan

Presently, the Ministry of Urban Development (MoUD) is supporting States and ULBs in capacity building activities through two schemes - Comprehensive Capacity Building Program (CCBP) and the Capacity Building for Urban Development Project (CBUD). After realignment to the Smart Cities Mission and AMRUT, the Strategy and Plan of Action (PoA) are given below.

Strategy

Several reports and studies¹³ have recommended capacity building of both municipal functionaries and municipal institutions. Accordingly, the realigned Capacity Building Plan consists of two strategic interventions - Individual Capacity Building and Institutional Capacity Building. The purpose of individual training is to enhance the functional knowledge, improve the job related skills and change the attitude of municipal functionaries. The one-year training will be imparted to municipal functionaries in training institutes (classroom) followed by its application at their work place. Additionally, they will be mentored and provided coaching services at their work place during the one-year training period. The aim of Institutional Capacity Building is to improve institutional outcomes, as set out in the AMRUT Reform Agenda.

Plan of Action (PoA)

Individual Capacity Building: Based on the Training Needs Analysis (TNA)¹⁴ the focus will be on the following four departments in ULBs.

- Finance & Revenue: Financial Planning and Management, Revenue Mobilization.
- Engineering and Public Health: Water and Sanitation, Drainage and Solid Waste Management.
- Town Planning: Urban Planning including pro-poor planning approaches.
- Administration: e-Governance, Computer and Soft Skills.

¹³ 1. Urban Development Management for the formulation of Twelfth Five Year Plan (2012-17). 2011.

2. Report of the Working Group on Capacity Building. N.Delhi: Planning Commission.

3. Report on the Indian Urban Infrastructure and Services (HPEC). 2011. N. Delhi, MoUD.

4. Report of the Committee on JnNURM II: Clean Bastis, Safe Communities and People's Cities. N. Delhi: Planning Commission.

5. Appraisal of the JnNURM, Grant Thornton. 2011. N. Delhi.

6. Local Governance: An inspiring Journey into the future, Sixth Report, Second Administrative Commission. 2007. N. Delhi, GoI.

¹⁴ CBUD. 2014. Study on Training Needs Assessment (TNA) and Preparation of Strategic Training Plan. N. Delhi: MoUD & World Bank.

The ULBs will plan to train at least 30 functionaries from the four departments every year and all elected representatives. The elected representatives will be imparted training once at the training institutes, which will include a site-visit to learn from best practices in India. As regards municipal functionaries, 45,000 officials from 500 urban local bodies will be trained upto June 2018. The training will consist of three capsules spread over a year. Each capsule will consist of three days training in the training institute followed by four months during which the training will be applied in their work by the municipal functionaries. During a period of one year, therefore, a municipal functionary will be imparted training for nine (9) days in the training institute.

There are several retired officers from the Central, State and Municipal services who are settled in the ULBs. During the four months when the trainees return to their work place, such retired officers can work as mentors. For this the training agencies will match mentors with the municipal functionaries. Finally, the year-long training will also contain one visit to an initiative in India identified as a best practice and one participation in an International/National workshop. The payments for all these activities will be made according to the norms given in the CCBP toolkit (pages 18 & 19). The likely cost will be nearly Rs. 100 crore for three years.

The training will be conducted by empanelled training agencies, academic institutes and other not-for-profit organizations (henceforth called entities). They will be allocated ULBs located within States/regions/areas. Payments to entities will be made after completion of each capsule by the ULBs, subject to training having met its objectives as independently assessed by the NIUA (or its nominee). If gaps are identified by the NIUA, the training entity will have to conduct a re-training at its cost.

The NIUA will be the strategic partner of the MoUD in capacity building and will provide single window services to the MoUD/States/ULBs. The NIUA will be involved in disseminating information on training modules, documenting best practices, monitoring the progress of training, and, most important, evaluating the benefits of training after completion of each training capsule of four months. This evaluation will be done for all the individual municipal functionaries over the one-year long training period and results will be shared with the training entities to make them review their training methods and modules, if necessary, to make the training more appropriate and relevant for the municipal functionaries.

For example, functionaries will self-assess the training in the standard formats prescribed after completion of the three-day training program by the training entities in the classroom. Again after their return from the work place after four months the functionaries will self-assess. Now, additionally, their supervisors will also assess the improvement in skills, attitudes and knowledge of the trainees. The self-assessment and supervisor assessment will inform the NIUA and the training entity about the, (i) impact of the training on the knowledge, skills and attitudes of individual functionaries over their existing levels (baseline), and (ii) improvements in tasks-related performance. Importantly, the learnings gained from such a real-time evaluation will be used by the NIUA to disseminate lessons and design future activities for ULBs/States.

The NIUA will examine and approve, in consultation with National Mission Director, the roll-out of all other components of the CCBP (e.g. workshops, seminars, visits, etc). The NIUA will also prepare an

Annual Capacity Building Report in order to make mid-course correction in the Capacity Building Plan. For this purpose adequate technical and human resources will be provided to NIUA from the Mission funds. The funding for the individual capacity building will be from the State A&OE/CBUD Funds.

Institutional Capacity Building: The aim is to improve institutional outcomes (e.g. accountability and transparency, service delivery, citizen empowerment, resource mobilization) by bringing in external experts and professionals. The external resources can be brought in two ways: (i) outsourcing of functions, and (ii) outsourcing of functionaries. In outsourcing of functionaries, human resource agencies supply human resources, while in outsourcing of functions an activity/job is given to an external company, organization or institution. In both, payments are linked to achievement of objectives and outcomes. The following functions will be outsourced and funded through the A&OE Funds/CCBP/CBUD as decided by the National Mission Director.

1. Empanelling handholding agencies and/or consulting firms for preparation of Smart City Proposal for the Smart Cities selection competition.
2. Empanelling handholding agencies and/or consulting firms for complete end-to-end assistance in AMRUT for the preparation of SLIP, Project Development (e.g. design, estimation) and Management.
3. Assisting in implementing the reform agenda focusing on outcomes, as given in AMRUT Reforms and identified indicators in the CCBP toolkit¹⁵.
4. Providing human resources and all other kinds of support to the Special Purpose Vehicles (SPVs) to be established under the Smart City Mission by providing professionals and managers.
5. Mobilize external resources and improve internal resource generation of the ULBs. For instance, facilitate access to municipal bonds by credit rating ULBs, providing assistance to ULBs to monetize land and prepare Tax Increment Financing Proposals (TIF), obtain private funding, etc.
6. Develop multi-layer GIS maps connected to data (attribute tables) in order to enable ULBs to use GIS for decision-making.
7. Assist the States/ULBs to revise Laws and Rules (e.g. land pooling) for implementing the AMRUT Reform Agenda

This is not an exhaustive list and new items will be added as the Missions are implemented.

There are several structures existing at the State and ULB levels, such as PMUs, PIUs, RPMCs, etc. At present, only the State level Reform and Performance Management Cell (RMPC) will be supported by the Mission. They will perform the functions given in the CCBP toolkit, but focus on, (a) assisting the Mission Director in preparing the SAAP, Reform implementation so that at least 70% Reforms are achieved in order to qualify for the Reform incentive, and (b) visit all the Mission cities to assist them in implementation of reforms prescribed in the AMRUT. The Urban Management Cells (UMCs) will

¹⁵ Pg. 41, Annexure 7, Performance criteria/benchmark.

also be supported by the Mission and report to the State Mission Director. In addition to their tasks given in the CCBP toolkit they will focus on, (i) coordinating and building cooperation between the ATIs, empanelled Training agencies and ULBs for individual training programmes, (ii) carrying out training of trainers, (iii) providing task oriented coaching for the full year to the municipal functionaries in collaboration with empanelled agencies, and (iv) fostering partnership and networking between empanelled training institutions and ATIs.

The States/ULBs will submit a Capacity Development Plan in the following forms along with the SAAP for approval by the MoUD.

Table 7.1 ULB level Individual Capacity Development Plan

(to be sent by ULB to State Government)

Form 7.1.1 Physical

Name of ULB

FY :-----

S. No	Name of the department/ Position	Total number of functionaries (officials/elected representatives) identified at start of Mission (2015)	Numbers trained during last FY(s)	Numbers to be trained during the current FY	Name(s) of Training Institute for training during the current FY	Cumulative numbers trained after completion of current FY
1	Elected Representatives					
2	Finance Department					
3	Engineering Department					
4	Town planning Department					
5	Administration Department					
	Total					

Form 7.1.2 Financial

Name of ULB:

FY :-----

S.No	Name of the department	Cumulative funds released upto current FY	Total expenditure upto current FY	Unspent funds available from earlier releases	Funds required for the current FY to train the number given in Form 7.1.1
1	Elected Representatives				
2	Finance Department				
3	Engineering Department				
4	Town planning Department				
5	Administration Department				
	Total				

Table 7.2 Annual Action Plan for Capacity Building
(to be sent by States to MoUD)

Name of State

Number of Mission cities in AMRUT

FY

Form 7.2.1 Fund requirement for Individual Capacity Building at ULB level

S. No	Name of the ULB	Total numbers to be trained in the current FY department wise						Name of the training institution (s) Identified	Number of training programmes to be conducted	Funds required in current FY
		Elected Representative	Finance Dept.	Engineering Dept.	Town planning Dept.	Administration Dept.	Total			
1	ULB 1									
2	ULB 2									
3	ULB 3									
4	ULB 4									
Total										

Form 7.2.2 Fund requirement for State level activities

S.No	State level activity	Cumulative funds released upto current FY	Total expenditure upto current FY	Unspent funds available from earlier releases	Funds required for the current FY
1	RPMC				
2	UMC				
3	Others (e.g. workshops, seminars, etc), which are approved by NIUA				
4	Institutional				
Total					

Form 7.2.3 Total fund requirement for Capacity Building

S.No	Funds requirements	Individual	Institutional	RPMC and UMC	Others	Total
1	Total release since start of Mission (2015)					
2	Total utilized – Centre share					
3	Balance available- Centre share					
4	Amount required – Centre share					
5	Total funds required for capacity building in current FY					

Form 7.2.4 Details of Institutional Capacity Building

a. Is the State willing to revise their town planning laws and rules to include land pooling ?

b. List of ULBs willing to have a credit rating done as the first step to issue bonds ? _____

c. Is the State willing to integrate all work done in GIS in order to make GIS useful for decision-making in ULBs ?

d. Is the State willing to take assistance for using land as a fiscal tool in ULBs ?

e. Does the State require assistance to professionalize the municipal cadre ?

f. Does the State require assistance to reduce non-revenue water in ULBs ?

g. Does the State require assistance to improve property tax assessment and collections in ULBs ?

h. Does the State require assistance to establish a financial intermediary ?

i. Any other capacity assistance to implement the AMRUT Reform Agenda as set out in these Guidelines ?

Table 7.3 Quarterly Score Cards for States
Financial and physical Progress on Capacity Building (ULB Level)
 (to be sent by ULBs to State)

Name of ULB	Name of the department/ position	Physical		Financial		Balance funds available in current FY	Ahead (+) or behind proportionate target (-)
		Proportionate ULB Target	ULB achievement with respect to proportionate target	Proportionate funds allocated in current FY	Funds utilized as compared to proportionate target		
ULB- 1	Elected Representative						
	Finance Dept.						
	Engineering Dept.						
	Town planning Dept.						
	Administration Deptt.						
ULB- 2	Elected Representative						
	Finance Dept.						
	Engineering Dept.						
	Town planning Deptt.						
	Administration Dept.						

Table 7.4: Quarterly Score Cards for States
Financial and physical Progress on Capacity Building (State Level)
 (to be sent by States to MoUD)

Total number of ULBs: _____
 Quarter ending _____

Number of ULBs above/ below proportionate target (from Table 7.3)	Name of the department/ position	Physical		Financial		Total number trained, if relevant, upto quarter	Total funds utilized upto quarter
		Total Target in FY	Proportionate target upto quarter	Funds allocated in current FY	Proportionate target upto quarter		
Above	Individual training						
	Institutional Capacity Building						
Below	RPMC and UMC						
	Other - specify						
	Other - specify						

Annexure 8: Scope of End-to-End Support

1. Each PDMC will have one state office (comprising of project management and design professionals) at respective capital city of the state and multiple field offices (comprising of project implementation professionals). The PDMC's Management and Design professionals will be stationed at state office and will travel to the project cities as per the work requirement.
2. The project implementation professionals will be stationed in cities having population greater than five lakh and serving all surrounding AMRUT cities having population below five lakh. In exceptional cases the States may appoint PDMCs for a set of cities surrounding a city having three-lakh population. Depending on the special circumstances prevailing in the UTs, NE and Hill States they may decide on a different structure for locating the implementation professionals.
3. The scope of PDMC under the proposed mission will be divided into four broad components namely Planning, Design, Supervision and Project Management. The PDMC's scope includes preparation of City Wide Concept Plan, Service Level Improvement Plan (SLIP) and State Annual Action Plan (SAAP). The PDMC will identify projects on the basis of SLIP framework, and carry out required investigation, design, procurement, and implementation. The PDMC will also ensure compliances and monitoring of the project activities using PMIS / latest IT tools and techniques such as online monitoring of work sites with the aid of cyber tools.
4. The PDMC will develop "City-wide Concept Plan" which is a non-fully complete CDP, which may be based on old or revised City Development Plan (CDP). The City-wide Concept Plan will contain the City Vision, description, situation analysis/As-is description of the water supply, storm water drainage, sewerage and septage management and open spaces (e.g. parks, playgrounds). All previous plans and documents (e.g. City Sanitation Plan, City Mobility Plan, Master Plan and other plans) of all departments and agencies will also be reviewed to craft an overall strategy focused on achievement of Service Level Benchmarks (SLBs). Possibilities to apply smart technologies for providing better and enhanced basic services to the people of the city will be included in the strategy.
5. PDMC will build on the available data, information and plans to assess existing levels of coverage of water supply and sewerage. Nearly all Mission cities will have some data, information and plans. For example, in water supply and sewerage the basic unit is the zone (or equivalent) based on ground contours. In the zone the number of households having water tap connections and those not having will be taken from the Census (2011) or the baseline survey done by the MoUD. No new baseline survey is envisaged at planning stage.

6. Once the gap between the existing number of households having water and sewerage/septage connections and the total number of households is computed, plans will be prepared to bridge the gap by using one or more of the components set out in the Mission Guidelines.
7. Next, technical investigation will be done to prepare options showing different ways, both technical and financial, to cover all the households in a zone with water supply and sewerage/septage connections.
8. The PDMC will examine and use inter-linkages with other schemes mainly in terms of coverage, impact, outcomes, etc.; convergence in outcomes and funds flow will also be done. Here, innovative ways of doing more with less, application of Smart Solutions and citizen-generated innovations will be explored. For each alternative the cost (both capital and O&M) of the project will be prepared based on line (or abstract) estimates. After this investigation, the Service Level Improvement Plan (SLIP) will be prepared containing options with their capital and the O&M costs.
9. The scheduling of projects in the SLIP for next five years will be done in consultation with citizens after informing them about likely costs of all the projects in the zones/ULB. City Planning and SLIP development will be people-driven achieved through citizen consultation meetings involving diverse people and groups of people, such as resident's welfare associations, tax payers associations, senior citizens, chamber of commerce and industries, slum dwellers associations groups. During these consultations details of best practices and appropriate smart solutions will also be shared with the citizens in order to enable them to make informed decisions and generate innovative solutions. Citizen participation will increasingly rely on ICT, especially mobile-based tools.
10. There will also be a financial plan prepared. During consultations citizens will be informed about the cost and the need for external sources of funds. Innovative financing models and mechanisms will be fully described. The challenge in providing basic services at benchmark levels, at reduced costs and less resource consumption will be shared with the citizens.
11. During the process of developing the SAAP, the PDMCs should explore the possibility of using Public Private Partnerships (PPP), which should be the preferred execution model.
12. For project identified and approved under SAAP, PDMC will prepare Detailed Project Reports (DPRs) and Bid Document. Review of infrastructure status, gap and demand assessment with reference to service level indicators will be made for the identified projects. Convergence of project component will be ensured with other sectoral and area programs in the city.

13. Field/laboratory Investigations, surveys, formulation of technical options, design, cost estimates and solutions to resettlement and environmental issues will be made a part of DPR. The finance plan including O&M strategy for the complete life cycle of the project will be an integral part of DPR.
14. Possibilities to apply smart technologies for providing better and enhanced basic services to the citizens will be explored while formulating the DPR. At draft DPR stage, first stage consultations will be facilitated by PDMC to engage citizens and get feedback and adopt mid-course correction, if required.
15. The DPR will identify contracting opportunities including exploring options for PPP/ Service Level Agreements or direct contracting and accordingly provide corresponding bid document. Based on the bid document PDMC will support States/ULBs in the procurement of contracting firms, according to their laws and rules.
16. The PDMCs will provide extensive support in project execution to the ULBs/State parastatal. It will help in ensuring cost, time and quality compliances as envisaged in contract agreement. Expertise of PDMC firms will be used by the State and City Governments to make quick decisions so as to ensure timely completion of projects within cost estimates.
17. The PDMC will also ensure linkage between proposed infrastructure project and delivery of services. It will monitor improvement in services level indicators as contained in the State Annual Action Plan (SAAP). Periodic second stage consultations for taking useful feedback will also be facilitated by PDMCs during implementation phase.
18. All the work has to be done according to the mission statement and guidelines of AMRUT as issued by MoUD.
19. The detailed Terms of reference including specific scope of work, professional staff requirement, payment schedule and implementation arrangement shall be provided in the Request for Proposal (RfP) to be issued by respective State/ Union Territory to the Empanelled consulting Firms.



एक कदम स्वच्छता की ओर

स्वच्छता शपथ

महात्मा गांधी ने जिस भारत का सपना देखा था उसमें सिर्फ राजनैतिक आजादी ही नहीं थी, बल्कि एक स्वच्छ एवं विकसित देश की कल्पना भी थी।

महात्मा गांधी ने गुलामी की जंजीरों को तोड़कर माँ भारती को आज़ाद कराया।

अब हमारा कर्तव्य है कि गंदगी को दूर करके भारत माता की सेवा करें। मैं शपथ लेता हूँ कि मैं स्वयं स्वच्छता के प्रति सजग रहूँगा और उसके लिए समय दूँगा।

हर वर्ष 100 घंटे यानी हर सप्ताह 2 घंटे श्रमदान करके स्वच्छता के इस संकल्प को चरितार्थ करूँगा।

मैं न गंदगी करूँगा न किसी और को करने दूँगा।

सबसे पहले मैं स्वयं से, मेरे परिवार से, मेरे मुहल्ले से, मेरे गांव से एवं मेरे कार्यस्थल से शुरूआत करूँगा।

मैं यह मानता हूँ कि दुनिया के जो भी देश स्वच्छ दिखते हैं उसका कारण यह है कि वहां के नागरिक गंदगी नहीं करते और न ही होने देते हैं।

इस विचार के साथ मैं गांव-गांव और गली-गली स्वच्छ भारत मिशन का प्रचार करूँगा।

मैं आज जो शपथ ले रहा हूँ, वह अन्य 100 व्यक्तियों से भी करवाऊँगा।

वे भी मेरी तरह स्वच्छता के लिए 100 घंटे दें, इसके लिए प्रयास करूँगा।

मुझे मालूम है कि स्वच्छता की तरफ बढ़ाया गया मेरा एक कदम पूरे भारत देश को स्वच्छ बनाने में मदद करेगा।